



Compass Kids

Psalm 19

INTRODUCTION

Psalm 19

Purpose:

Compass Kids partners with families to disciple their children through Bible comprehension and memorization.

Each semester, the Compass Kids curriculum will guide children through learning a mid-sized passage of scripture. They'll memorize a new piece each week through auditory, visual, and kinesthetic activities, building up to recitation of the whole passage. As they learn God's Word, our hope is salvation for those who are not yet believers and sanctification for those who are.

Psalm 19 was put to song by Northway Collective: Kids and is available on all streaming platforms. Click [here](#) to listen on Spotify.

Proverbs 3:1-12:

Every passage we select is chosen with prayer and careful thought. Psalm 19 is about revelation—how God reveals Himself to His people and makes Himself known! We highlighted three key truths from this passage that you'll see repeated throughout: God's creation reveals His glory, God's Word reveals His wisdom, and God's Spirit reveals our hearts.

Materials:

Included you'll find 11 weeks of content, followed by a final celebration and competition we've called the Compass Bowl!

Each week includes the following materials:

- **Curriculum Overview:** a guide for small group leaders to follow as they lead their class, including instructions for an opening activity, the memory verse folders, a game, and any helpful definitions
- **Large Group:** a manuscript for the teacher leading the large group time, including suggested hand motions and a summary of main ideas
- **Small Group:** a guide for small group leaders to discuss each week's lesson with their class, including extra open-ended questions for older grades



INTRODUCTION

Psalm 19

- **Folders:** a weekly print-out to give to each child. On it, you'll find that week's portion of the memory verse and a blank space for writing it out or drawing an interpretation of it. We hole-punched these and placed them in a folder with brads for each child.
- **Music:** a guide for teaching the verse with musical props, including recommended supplies, rules, and activities. Preschool classes can do this in lieu of or in addition to the weekly games.

Note

Throughout the curriculum, we reference signs that we have hanging in our large group room. The Attribute Wall contains all the attributes of God with a short definition of each. God's Big Story Timeline has icons representing the key events from creation to new creation. The lessons would still be effective without these teaching tools, though they add a helpful visual element.

Suggested Schedule

Our program ran from 6:00-7:20 PM (doors open at 5:45), and we provided dinner for each child. Here are the schedules we followed for preschool and elementary.

Preschool Schedule

6:00 – Opening activity
6:10 – Large group
6:30 – Dinner and folders
6:45 – Music time
7:00 – Game/free time

Elementary Schedule

6:00 – Dinner and opening activity
6:10 – Large group
6:30 – Small group and folders
7:00 – Game



MUSIC TIME

Psalm 19

We recommend having a variety of musical instruments or props and rotating through the list, pulling out one type of prop per week. Here are some options to consider:

- Egg shakers
- Ribbons
- Colorful handkerchiefs
- Bells
- Rhythm sticks
- Tambourines
- Drums
- Maracas
- Triangles
- Tick-tock blocks

Here's a suggested schedule for music time:

- **Rules:** Each week, talk about class expectations and clarify that kids will lose their instruments if they do not follow the rules below:
 - We use listening ears when the teacher is talking.
 - We keep our hands & instruments to ourselves.
 - We stop when the teacher says, "freeze!"
- **Practice:** Lead kids through a few practice rounds with the instruments or props.
 - Start by practicing basic patterns and asking them to pause on a certain beat (ex. "one, two, three, PAUSE" or "one, PAUSE, two, PAUSE").
 - You can also have them follow the beat for the "Tap Our Sticks" song below, changing the lyrics to fit that week's prop:
"This is the way we tap our sticks,
Tap our sticks, tap our sticks.
This is the way we tap our sticks,
When we're in our class."
- **Verse:** Read the verse for the day out loud. Then, have the class sing it together with their instruments or props. You can do this with or without the music on in the background. Here are a few ideas to mix it up:
 - Sing in slow motion, a whisper, or a silly voice (baby, cowboy, robot, etc.).
 - March in a circle or follow the leader while you sing.
 - Have them tap or shake their instruments on a certain keyword.
 - Establish a rhythm with their instruments, then say the verse to that tune.
 - Play freeze dance with the music.





Week #1

CURRICULUM OVERVIEW

Psalm 19:1-2

“The heavens declare the glory of God, and the sky above proclaims His handiwork. Day to day pours out speech, and night to night reveals knowledge.”

Opening Activity:

Get to know the kids in your class and let them decorate the front of their folders with stickers!

Memory Verse Folders:

Pass out a folder to each child and explain that as we learn a new verse each week, they'll have a chance to write it out or draw a picture of what it means.

Memory Verse Activity: Stepping Mats or Matching Game

1. Stepping mats: Write a word or phrase from the verse on each stepping mat. Place the mats out in the room, close enough that the kids can step or jump from one to another. Ask each child to walk/jump on the mats in order as they say the verse out loud.
2. Matching game: Create two sets of matching cards with a word or phrase from the verse on each card. Turn the cards upside down and have the class take turns flipping two cards over at a time until they've found all the matching cards and placed them in order.

Preschool modification: Include a color or picture on the matching cards for preschool classes (i.e. yellow star, green circle, etc.) and have the teachers arrange the cards in order once they've found all the matches!

Helpful Definitions:

“Heavens” – skies and outer space

“Declare/Proclaim” – to tell or show something

“Glory” – greatness and worth

“Handiwork” – something handmade




Week #1

VERSE

"The heavens declare the glory of God, and the sky above proclaims His handiwork. Day to day pours out speech, and night to night reveals knowledge."

Psalms 19:1-2



Week #1

LARGE GROUP

Psalm 19:1-2

Passage:

"The heavens declare the glory of God, and the sky above proclaims His handiwork. Day to day pours out speech, and night to night reveals knowledge."

Hand Motions:

- "The heavens declare" – hands around mouth
- "The glory of God," – sparkle hands
- "And the sky above" – point up
- "Proclaims His handiwork" – hands around mouth
- "Day to day" – sign language for "day," twice
- "Pours out speech" – act like pouring a pitcher
- "And night to night" – sleeping hands
- "Reveals knowledge" – point to mind

Teaching:

Welcome to Compass Kids! This semester we'll be learning Psalm 19.

Psalms is a book in the Bible, which is God's True Word. It is from God and about God. We can find Psalms in the Old Testament because it was written while God's people were waiting for the Promised Savior, Jesus! (point to the first clock on the God's Big Story Timeline). Some of the Psalms had different authors, but most of them were written by David, who was one of the kings of Israel.

The word "psalm" means "song" and that's exactly what you'll find in this book! The whole thing is full of songs and prayers to God. Psalm 19 is a song that points to three truths: **God's creation reveals His glory**, **God's Word reveals His wisdom**, and **God's Spirit reveals our hearts**.

We're going to start by learning how **God's creation reveals His glory**. *hold up a picture of something representing God's creation, such as a sunset or landscape*. To reveal means to show something that was hidden. When we stop to look around, we can see God's creation everywhere, be it people, trees, animals, or a beautiful sunset. But **God's creation also reveals His glory**. *layer the clear picture that says "God's Glory" over the image*. God has always been



LARGE GROUP

Psalm 19:1-2

and always will be glorious, but creation shows His glory to us.

Psalm 19 begins by saying that “the heavens declare the glory of God and the sky above proclaims His handiwork.”

Sometimes, we use the word “heaven” to talk about the place where God lives. But in Psalm 19, the author is using the word a different way. Here, “heavens” is referring to the sky and outer space! When you look up at night and see shining stars, you’re looking at the “heavens.” Is outer space small or big? It’s big!! In fact, outer space is so big that we can’t see all of it! Some scientists use really powerful telescopes, and even they can’t see everything.

Genesis 1:1 tells us that “In the beginning, God made the heavens and the earth.” This means that God created all of the sky, all of space, and all of the earth. We know that God made everything!

Psalm 19 says that the skies and heavens “declare” and “proclaim” truth about God. The heavens show that God is glorious, shouting loud and clear: God is so great!!! And the skies show us His handiwork, reminding us that everything beautiful we see was made by Him!

This is what verse 2 means when it says that “day to day pours out speech” and “night to night reveals knowledge.” It doesn’t mean that the day and night are saying actual words. It means that the day and night are showing us God’s goodness! Each sunrise in the morning and sunset at night remind us that God made everything, God is in charge of everything, and God is good.

God’s creation reveals His glory!

Summary:

- **Psalms is a book of songs about God in the Old Testament.**
- **The skies and outer space remind us that God made everything.**
- **God’s creation reveals His glory!**



SMALL GROUP

Psalm 19:1-2

“The heavens declare the glory of God, and the sky above proclaims His handiwork. Day to day pours out speech, and night to night reveals knowledge.”

1. What book of the Bible are our verses from this semester? Is that in the Old or New Testament?

We're learning from the book of Psalms which is in the Old Testament.

2. Who wrote the book of Psalms? What do you know about him?

David wrote most of the Psalms. He used to be a shepherd, he defeated Goliath with a sling and a stone, and he was the king in Israel after Saul! David wasn't perfect, but he loved God and wanted to worship Him.

3. What does the word “heavens” mean in Psalm 19?

The sky or outer space!

4. What truths about God do the heavens and skies show us?

That He's glorious, He's the creator, He made everything, He is in charge of everything, and He's good.

5. What is your favorite thing to look at in nature? (If they need prompting, ask about trees, mountains, sunsets, flowers, planets, or animals). How could looking at that amazing thing in nature remind you about God?

Allow time to answer. Ideas: mountains remind us that God is big and powerful, flowers remind us that God is beautiful and cares about the details, animals remind us that God is creative and sometimes even funny, etc.

Deeper discussion for older classes: Find Psalm 8:1-4 and Matthew 6:25-30 in your Bibles and read them out loud. Like Psalm 19, Psalm 8 was also written by David and talks about God's creation. When David looked at the moon and stars, what did He learn about God? When Jesus taught in Matthew 6, He pointed to two things in nature to show the truth about God— what two things were they? What truth did they declare?

Summary:

- Psalms is a book of songs about God in the Old Testament.
- The skies and outer space remind us that God made everything.
- God's creation reveals His glory!





Week #2

CURRICULUM OVERVIEW

Psalm 19:3–4a

“There is no speech, nor are there words, whose voice is not heard. Their voice goes out through all the earth, and their words to the end of the world.”

Opening Activity: Stepping Mats or Matching Game

1. Stepping mats: Write a word or phrase from the verse on each stepping mat. Place the mats out in the room, close enough that the kids can step or jump from one to another. Ask each child to walk/jump on the mats in order as they say the verse out loud.
2. Matching game: Create two sets of matching cards with a word or phrase from the verse on each card. Turn the cards upside down and have the class take turns flipping two cards over at a time until they've found all the matching cards and placed them in order.

*Preschool modification: Include a color or picture on the matching cards for preschool classes (i.e. yellow star, green circle, etc.) and have the teachers arrange the cards in order once they've found all the matches!

Memory Verse Folders:

Pass out a folder to each child and explain that as we learn a new verse each week, they'll have a chance to write it out or draw a picture of what it means.

Memory Verse Activity: Bouncy Ball Relay

1. Write a word or phrase from the verse onto each popsicle stick.
2. Set the popsicle sticks on one side of the room and line kids up on the other side.
3. Let the kids take turns hopping on a bouncy ball to grab a popsicle stick and bring it back to their team.
4. Once all the popsicle sticks are back, work together to sort them in the right order. Older classes can turn this into competition between two teams to see who finishes first!

*Preschool modification: Number the popsicle sticks to help the class put them in the right order. Instead of using bouncy balls, you can hide the popsicle sticks around the classroom and have the class find them together or you can do a simplified relay (tip-toes, crawling, hopping, etc.).



Week #2

VERSE

"There is no speech, nor are there words, whose voice is not heard. Their voice goes out through all the earth, and their words to the end of the world."

Psalm 19:3-4a



LARGE GROUP

Psalm 19:3–4a

Passage:

"There is no speech, nor are there words, whose voice is not heard. Their voice goes out through all the earth, and their words to the end of the world."

Hand Motions:

- "There is no speech" – cross arms "no"
- "Nor are there words" – point to mouth and shake head "no"
- "Whose voice is not heard" – point to ears
- "Their voice goes out" – point to mouth then out
- "Through all the earth" – make a round globe with hands
- "And their words" – point to mouth and then out again
- "To the end of the world" – stretch arms out wide

Teaching:

Welcome to Compass Kids! This semester we're learning Psalm 19. We learned last week that Psalm 19 is in the Old Testament and that most of the Psalms were written by King David. Psalms are songs about God, and Psalm 19 is a song about how **God's creation reveals His glory**, **God's Word reveals His wisdom**, and **God's Spirit reveals our hearts**.

Last week, we learned how **God's creation reveals His glory**. *hold up the "God's Creation" picture from last week* The heavens declare that God is glorious. And the skies show us His handiwork, reminding us that everything we see was made by Him! When we see something beautiful outside, we can remember that God made everything, God is in charge of everything, and God is good.

Today's verses explain that truth a little more. Do sunsets say actual words? Do trees talk in full sentences? Of course not! When the Bible says that nature declares truth about God, it doesn't mean we can hear words like a normal conversation with a friend.

Does anyone know what our five senses are? Raise your hand if you can name one of them! *allow time to answer* Our five senses are sight (point to your



LARGE GROUP

Psalm 19:3–4a

eyes), sound (point to your ears), smell (point to your nose), taste (point to your tongue), and touch (point to your hand). We can experience God's creation with all five of our senses!! We can see big, fluffy clouds with our eyes, we can hear birds chirping with our ears, we can smell flowers with our noses, we can taste sweet berries with our mouths, and we can touch the soft fur of puppies with our hands.

So even though we don't hear actual words from creation, we can learn about God every time we use one of our senses! When we hear rumbling thunder with our ears, we learn that God is powerful. When we see tiny petals on flowers with our eyes, we learn that God cares about the details. Creation doesn't need to use words to show us the goodness of God!

These verses also tell us another important truth: everyone around the world can learn about God through His creation! It doesn't matter if people speak English, Spanish, or Greek, they can all look up at the same stars and see that God made everything. It also doesn't matter where people live! Psalm 19 tells us that the truth about God goes out "to the end of the world."

Have you ever made something you were very proud of? Maybe you painted a picture in art class or built a tall sculpture out of Legos. How did you feel when someone admired your work or celebrated it with you? You probably felt a lot of joy! God is a perfect Creator, and He's made creation worth celebrating. When His children take the time to enjoy what He has made and to thank Him for it, it brings His heart joy!

No matter what language a person speaks, where they live, or what they look like, everyone can see God's power and goodness through creation.

Summary:

- **God's creation reveals His glory!**
- **We can learn about God every time we use one of our five senses.**
- **Everyone around the world can learn about God through His creation.**



SMALL GROUP

Psalm 19:3–4a

“There is no speech, nor are there words, whose voice is not heard. Their voice goes out through all the earth, and their words to the end of the world.”

1. What book of the Bible are our verses from this semester? Is that in the Old or New Testament? Who wrote most of this book?

We're learning from the book of Psalms which is in the Old Testament. King David wrote most of the Psalms.

2. Does creation speak with actual words, like having a conversation with a friend?

No!

3. What are our five senses? How can we experience God's creation with each one?

Sight, sound, smell, taste, and touch. **allow time to give examples, prompting if needed**

4. What can creation tell us about God? Who can learn about God through His creation?

That He's mighty, beautiful, detail-oriented, kind, etc. Everyone can learn about God through His creation, no matter what language they speak or where they live.

5. Have you ever made something and shared it with others so they can celebrate it with you? How did that make you feel? How should God's children respond to the perfect creation He has made?

allow time to share God's children should appreciate His creation and respond to God in worship. This brings God joy!

Deeper discussion for older classes: Find Romans 1:19–25 and Hebrews 11:3 in your Bibles and read them out loud. Romans 1 says that God has made Himself “plain” or obvious to people. How does He show us what He is like? What have people started to worship instead of God? What does Hebrews 11 say we need to understand that God is the Creator and to worship Him rightly? What's one way you can worship God and thank Him for His creation this week?

Summary:

- God's creation reveals His glory!
- We can learn about God every time we use one of our five senses.
- Everyone around the world can learn about God through His creation.



Week #2



Week #3

CURRICULUM OVERVIEW

Psalm 19:4b-5

“In them He has set a tent for the sun, which comes out like a bridegroom leaving His chamber, and, like a strong man, runs its course with joy.”

Opening Activity: Bouncy Ball Relay

1. Write a word or phrase from the verse onto each popsicle stick.
2. Set the popsicle sticks on one side of the room and line kids up on the other side.
3. Let the kids take turns hopping on a bouncy ball to grab a popsicle stick and bring it back to their team.
4. Once all the popsicle sticks are back, work together to sort them in the right order. Older classes can turn this into competition between two teams to see who finishes first!

*Preschool modification: Number the popsicle sticks to help the class put them in the right order. Instead of using bouncy balls, you can hide the popsicle sticks around the classroom and have the class find them together or you can do a simplified relay (tip-toes, crawling, hopping, etc.).

Memory Verse Folders:

Pass out a folder to each child and explain that as we learn a new verse each week, they'll have a chance to draw it or write it out.

Memory Verse Activity: Cupstack

1. Write a word or phrase from the verse on each plastic cup.
2. Have kids work together to stack the cups
3. To make this more challenging, hide the cups around the room or add a relay element!

*Preschool modification: Number the cups or use a set of nesting cups to make stacking in the correct order easier.

Helpful Definitions:

“Bridegroom” – a man getting married (sometimes called a “groom”)

“Chamber” – a room


“Course” – a set path or road



VERSE

"In them He has set a tent for the sun, which comes out like a bridegroom leaving His chamber, and, like a strong man, runs its course with joy."

Psalms 19:4b-5



Week #3

LARGE GROUP

Psalm 19:4b-5

Passage:

"In them He has set a tent for the sun, which comes out like a bridegroom leaving His chamber, and, like a strong man, runs its course with joy."

Hand Motions:

- "In them He has set a tent" – make a tent/rooftop shape with hands
- "For the sun," – arms up in a circle above head
- "Which comes out" – open arms to bring them back down
- "Like a bridegroom leaving His chamber," – make a walking person motion with fingers
- "And, like a strong man," – show muscles
- "Runs its course with joy" – running in place motion

Teaching:

Welcome back to Compass Kids! This semester we're learning Psalm 19, which is a song about how **God's creation reveals His glory**, **God's Word reveals His wisdom**, and **God's Spirit reveals our hearts**. The past two weeks, we've been learning how **God's creation reveals His glory**. *hold up the "God's Creation" picture from the first week*

Today's verse is giving us another picture of God's creation by talking about how God is in charge of the sun!

In this verse, the word tent means a "home." A home is where a person stays or belongs. This verse is saying that God has given the sun a place to belong. Have you ever seen the sun rise up in the opposite direction? No! God has placed the sun where it needs to be in order for everything on the earth to work like He created it to!

The verse also compares the sun to two kinds of people: a bridegroom and a strong man running a race.

Have you ever been to a wedding? A bridegroom is just a fancy word for a man who is getting married. During this time, the man getting married would



Week #3

LARGE GROUP

Psalm 19:4b-5

wait in a special room until the wedding started, something most grooms still do today! Does a groom going to his wedding usually look super excited or super sad? He should be happy and excited!

This picture of a groom about to get married is supposed to help us imagine what the sun is like. Does the sun ever look sad? No. Sometimes rain clouds may hide the sun from us and make it hard to see, but the sun always looks bright. It always glows and lights up the earth! God made the sun to shine brightly!

The other comparison is to a man running a race. Have you ever run a race? Every race has a specific path to run. Maybe it's on a trail or a sidewalk, but the runners always have a place they're starting, a place they're ending, and an exact way they're getting there. This is called a "course."

This picture is describing a strong man who is running his course with joy. In this picture, it's not the man running that's important: it's his attitude while he's doing it! He's not running with a bad or complaining attitude; he's running with joy. Every day, the sun is on the path God has given it and obeying with joy! The sun gives glory to God!

God made everything with a plan and a purpose. He didn't just create the sun; He also put it in the sky, gave it a path to rise and set, and made it shine brightly. In the same way, when God created each person, He also made a plan for them! Like the sun, we should obey God with joy. When we see the sun in the sky, we can be reminded that God has a plan for the sun and has a plan for us!

Summary:

- **God's creation reveals His glory!**
- **God made everything with a plan and a purpose.**
- **Like the sun, we should obey God with joy.**



SMALL GROUP

Psalm 19:4b–5

“In them He has set a tent for the sun, which comes out like a bridegroom leaving His chamber, and, like a strong man, runs its course with joy.”

1. Which direction does the sun rise and which direction does it set? Have you ever seen the sun rise in the opposite direction?

The sun rises in the east and sets in the west. It never goes the opposite direction— it follows the same path every day!

2. What two kinds of people are the sun compared to?

A groom and a strong man running a race.

3. Is a groom headed to his wedding usually sad or excited? How is the sun like a groom?

Grooms are usually excited! The sun is like a groom because it shines brightly and obeys God with joy.

4. Have you ever run in a race? Do runners go wherever they want or is there a starting line and finish line? How is the sun like a runner in a race?

allow time to share Runners follow a “course” with a clear starting line and finish line. The sun is similar because it always rises and sets in the same direction.

5. God created the sun and gave it a plan and a purpose. How are people similar? What is God’s plan and purpose for the people He has made?

God also made people with a plan and a purpose. He created them to know, love, trust, and obey Him. Like the sun, God’s people should obey Him with joy.

Deeper discussion for older classes: Find Psalm 113:1–9 and Matthew 13:43 in your Bibles and read them out loud. What is the repeated command at the beginning and end of Psalm 113? Psalm 113 says we should praise the LORD from the rising of the sun to the setting— how long is that? What examples does this psalm give of God’s power and kindness? Who does Matthew 13 say will shine like the sun? What do you think that means?

Summary:

- God’s creation reveals His glory!
- God made everything with a plan and a purpose.
- Like the sun, we should obey God with joy.



Week #3



Week #4

CURRICULUM OVERVIEW

Psalm 19:6

“Its rising is from the end of the heavens, and its circuit to the end of them, and there is nothing hidden from its heat.”

Opening Activity: Cupstack

1. Write a word or phrase from the verse on each plastic cup.
2. Have kids work together to stack the cups.
3. To make this more challenging, hide the cups around the room or add a relay element!

*Preschool modification: Number the cups or use a set of nesting cups to make stacking in the correct order easier.

Memory Verse Folders:

Pass out a folder to each child and explain that as we learn a new verse each week, they'll have a chance to write it out or draw a picture of what it means.

Memory Verse Activity: Card Hunt

1. Write a word or phrase from the verse on each index card. Repeat with another set of cards and mark with a different symbol or color to differentiate between the two copies.
2. Hide the sets of cards around the classroom and send kids out in two teams to find them!
3. Once they're all found, have teams work together to arrange them in the correct order.

*Preschool modification: number the cards to make sorting in the correct order easier and have the whole class work together as one team.

Helpful Definitions:

“Circuit” — a circle or path that starts and ends at the same place




Week #4

VERSE

"Its rising is from the end of the heavens, and its circuit to the end of them, and there is nothing hidden from its heat."

Psalms 19:6



LARGE GROUP

Psalm 19:6

Passage:

"Its rising is from the end of the heavens, and its circuit to the end of them, and there is nothing hidden from its heat."

Hand Motions:

- "Its rising is from the end of the heavens," – slowly trace your finger in a semicircle above your head
- "And its circuit to the end of them" – slowly trace your finger low to finish the circle
- "And there is nothing hidden" – hide face behind hands
- "From its heat" – fan yourself or wipe away sweat

Teaching:

Welcome back to Compass Kids! This is our final week learning how **God's creation reveals His glory**. *hold up the "God's Creation" picture from the first week* Next week, we'll start learning how **God's Word reveals His wisdom**! Raise your hand if you remember what part of creation we learned about last week? The sun! That's right. In today's verse, King David is going to tell us more about the sun and how it teaches us about God's glory.

David starts by reminding us that the sun rises from one side of the heavens, which just means one side of the sky. The sun always rises from the East!

He also describes the sun being on a circuit. The word "circuit" means a path that starts and ends at the same place. Remember last week when we talked about a course? A course is the path a runner goes on that has a starting line and a finish line. We learned last week that the sun is on a course that God has given it, and today's verse is telling us that the sun always finishes that course! Every day, we watch the sun rise in the East and set in the West, and that never changes.

King David is praising God for creating the sun and giving the sun the same path every day. He's praising God for making everything and for being in charge of everything!



Week #4

LARGE GROUP

Psalm 19:6

Even though the sun is in the sky, very high above us, it still warms everything on the earth. Some places may feel cold and have lots of snow, but the sun still brings light and warmth to those places! This picture of the sun is trying to help us imagine something or someone else that reaches everything on the earth.

Even though God is in heaven and we can't physically see Him with our eyes, He is still in charge of everything and near all of God's children. The sun reminds us that nothing is hidden from God. In the same way we can't hide from the sun, we can't hide from God. He knows everything! Nothing happens in creation that God doesn't know about. He knows when each baby bird hatches, He knows when the rivers flood, He knows when each flower blooms, and He knows when you and I obey or disobey.

We can't hide from God and we shouldn't want to. We can rejoice knowing that God sees us because He is good and generous. He only does what is best! Everytime the sun rises in the East and sets in the West, we can remember that God is in charge of everything and God sees everything! God's creation reveals His glory.

Summary:

- **God's creation reveals His glory!**
- **Like the sun, nothing is hidden from God.**
- **We can rejoice knowing God sees everything because He's good.**



SMALL GROUP

Psalm 19:6

“Its rising is from the end of the heavens, and its circuit to the end of them, and there is nothing hidden from its heat.”

1. What did we learn about the sun last week?

The sun always rises and sets in the same direction. God created the sun with a plan and a purpose, and the sun always obeys God. Like a joyful groom and a strong runner, the sun is glad to follow God's orders!

2. What is a circuit? How is the sun's path like a circuit?

A circle or path that starts and ends at the same place. The sun always rises in the East, sets in the West, and rises again in the East the next morning. This never changes!

3. Are there any places on earth that the sun's warmth and light don't reach? What about really cold or snowy places?

No! The sun's rays reach the whole earth, and even dark, snowy places would be much colder if the warmth of the sun didn't reach them.

4. Who does that remind you of? Who else reaches every part of the earth and sees everything?

God!

5. Why shouldn't we hide from God?

God already sees and knows everything, so it's impossible to hide from Him. We also shouldn't want to hide from Him because He is good! He is merciful to His children and doesn't give them the punishment they deserve.

Deeper discussion for older classes: Find Proverbs 15:3 and Psalm 139:1-12 in your Bibles and read them out loud. What truth about God do both of these verses proclaim? What two groups of people does Proverbs 15 say that God sees? How do you think people committing evil feel about God watching them? How does David feel about God watching him in Psalm 139? How do you feel knowing that God sees everything about your life?

Summary:

- Remembering God's love leads to true success.
- Success looks like trusting and obeying God.
- Jesus trusted and obeyed the Father perfectly.





Week #5

CURRICULUM OVERVIEW

Psalm 19:7

“The law of the LORD is perfect, reviving the soul; the testimony of the LORD is sure, making wise the simple.”

Opening Activity: Card Hunt

1. Write a word or phrase from the verse on each index card. Repeat with another set of cards and mark with a different symbol or color to differentiate between the two copies.
2. Hide the sets of cards around the classroom and send kids out in two teams to find them!
3. Once they're all found, have teams work together to arrange them in the correct order.

*Preschool modification: number the cards to make sorting in the correct order easier and have the whole class work together as one team.

Memory Verse Folders:

Pass out a folder to each child and explain that as we learn a new verse each week, they'll have a chance to write it out or draw a picture of what it means.

Memory Verse Activity: Ping-Pong Relay

1. Write a word or phrase from the verse on each ping-pong ball.
2. Set ping-pong balls on one side of the room and a muffin tin and spoon on the other.
3. Have kids split into two teams and compete to bring back all the ping-pong balls on a spoon and then sort them into the right order.

*Preschool modification: Use colorful ping-pong balls and place a matching piece of paper in each slot of the muffin tin to help kids place them in the correct order. Have the kids work as one team to grab a ping-pong ball, walk it back on the spoon, and then match it to the color in the muffin tin.

Helpful Definitions:

“The Law of the LORD” – the first 5 books of the Bible
“Revive” – to bring back to life
“Testimonies” – stories that are true
“Wisdom” – knowing what is best

VERSE

"The law of the LORD is perfect, reviving the soul;
the testimony of the LORD is sure, making wise the
simple."

Psalms 19:7



Week #5

LARGE GROUP

Psalm 19:7

Passage:

"The law of the LORD is perfect, reviving the soul; the testimony of the LORD is sure, making wise the simple."

Hand Motions:

- "The law of the LORD" – book motion with hands
- "Is perfect" – "okay" symbol with hand
- "Reviving the soul" – sign language for "soul"
- "The testimony of the LORD" – book motion
- "Is sure" – hands on hips
- "Making wise the simple" – point to mind and heart

Teaching:

The past few weeks we've been learning how **God's creation reveals His glory**. This week, we are going to start learning how **God's Word reveals His wisdom**.

hold up an image of the Bible and then place a clear layer over it with the word's "God's Wisdom" on it.

Today's verse starts with "the law of the LORD." The word "law" in this verse refers to the first 5 books of the Bible, God's True Word. The first 5 books tell us so many important things! They include the story of how God made everything, how Adam and Eve sinned in the garden, and how God promised to send a Savior. These books are sometimes called "the law" because they also include God's good rules for His people.

The law is still an important part of the Bible, and now we have even more of God's Word to study and learn. We don't just have the first five books of the Bible—now we have 66 books to explore! The entire Bible is good for us, so we can agree with David that "the law of the LORD is perfect."

David also says God's Word "revives the soul." To revive something means to bring it back to life. Because Adam and Eve sinned in the garden, we're all born with hearts that are sick with sin. God's Word tells us Jesus came to save sinners! When we love and trust Him, our souls are revived and we're given new, healthy hearts.



LARGE GROUP

Psalm 19:7

Then David says that “the testimony of the LORD is sure.” Testimony is another way of describing God’s Word! David means that the stories in the Bible about who God is and what He has done are true beyond any doubt.

Raise your hand and tell me one story you know from the Bible! (If your class is too rowdy for participation, offer your own ideas). All of those stories you just described are true!! They really happened, and they really tell us what God is like.

Learning more about God makes us wise, which means knowing what is best. All wisdom comes from God! Reading God’s Word reminds us who He is and who we are. Without it we’ll forget the truth and go back to sin, even though it isn’t what’s best for us.

Do you have a photo album at home or pictures of your family hanging on your wall? Do you look at those pictures once and then never look at them again? Of course not! Because you love your family, you look at those pictures all the time, and looking at them reminds you of stories and memories that you have together.

In the same way, God’s children don’t just read the Bible one time. They love to hear stories about God over and over and remember what He is like. God’s children know that His Word is perfect and sure. God’s Word reveals His wisdom!

Summary:

- **God’s Word reveals His wisdom!**
- **The entire Bible is helpful for God’s children.**
- **God’s children know that His Word is perfect and sure.**



SMALL GROUP

Psalm 19:7

“The law of the LORD is perfect, reviving the soul; the testimony of the LORD is sure, making wise the simple.”

1. What did the first 6 verses of Psalm 19 teach us?

God's creation reveals His glory! When we look at everything God has made, including the sun and the sky, we see that He is good and He is in charge of everything!

2. What is the “law of the LORD”? What stories are included in that part of the Bible?

The first five books of the Bible. Those books include how God made everything, how Adam and Eve sinned, and how God promised to send a Savior. They also include God's good rules for His people, which is why we sometimes call it “the law.”

3. What does “revive” mean? How does God's Word revive our souls?

To revive means to bring back to life! Because Adam and Eve sinned in the garden, our hearts are sick with sin. But God's Word tells us about how Jesus came to save sinners! When we love and trust Him, our souls are revived and we're given new, healthy hearts.

4. Can we trust the stories in the Bible? Are they true?

Yes and yes! God.

5. Do God's children only read the Bible one time? Why would they read the same story again?

God's children read His Word all the time because they need to be reminded of what God is like. In the same way that you enjoy looking at family pictures and hearing the stories that go with them over and over, God's children love to learn more about Him and be reminded of what is true.

Deeper discussion for older classes: Find Psalm 1:1–3 and Psalm 78:5–8 in your Bibles and read them out loud. How does Psalm 1 describe a person who delights in God's Law? Why does Psalm 78 say that God gave His people His law and testimonies? Who did He want to hear them? What stories have you heard from your parents or other adults at church about how God has been faithful to them?

Summary:

- God's Word reveals His wisdom!
- The entire Bible is helpful for God's children.
- God's children know that His Word is perfect and sure.





Week #6

CURRICULUM OVERVIEW

Psalm 19:8

“The precepts of the LORD are right, rejoicing the heart; the commandment of the LORD is pure, enlightening the eyes.”

Opening Activity: Ping-Pong Relay

1. Write a word or phrase from the verse on each ping-pong ball.
2. Set ping-pong balls on one side of the room and a muffin tin and spoon on the other.
3. Have kids split into two teams and compete to bring back all the ping-pong balls on a spoon and then sort them into the right order.

*Preschool modification: Use colorful ping-pong balls and place a matching piece of paper in each slot of the muffin tin to help kids place them in the correct order. Have the kids work as one team to grab a ping-pong ball, walk it back on the spoon, and then match it to the color in the muffin tin.

Memory Verse Folders:

Pass out a folder to each child and explain that as we learn a new verse each week, they'll have a chance to write it out or draw a picture of what it means.

Memory Verse Activity: Pogo Stick Relay

1. Write a word or phrase from the verse onto each popsicle stick.
2. Set the popsicle sticks on one side of the room and line kids up on the other side.
3. Let the kids take turns hopping on a pogo stick to grab a popsicle stick and bring it back to their team.
4. Once all the popsicle sticks are back, work together to sort them in the right order. Older classes can turn this into competition between two teams to see who finishes first!

*Preschool modification: Number the popsicle sticks to help the class put them in the right order. Instead of using pogo sticks, you can hide the popsicle sticks around the classroom and have the class find them together or you can do a simplified relay (tip-toes, crawling, hopping, etc.).

Helpful Definitions:

“Precepts/Commandments” — laws
“Rejoice” — to experience joy
“Enlighten” — to shine light on



Week #6

VERSE

"The precepts of the LORD are right, rejoicing the heart; the commandment of the LORD is pure, enlightening the eyes."

Psalms 19:8



Week #6

LARGE GROUP

Psalm 19:8

Passage:

"The precepts of the LORD are right, rejoicing the heart; the commandment of the LORD is pure, enlightening the eyes."

Hand Motions:

- "The precepts of the LORD" – book motion
- "Are right," – two thumbs up
- "Rejoicing the heart;" – point to smile
- "The commandment of the LORD" – book motion
- "Is pure" – sign language for "pure" or "clean"
- "Enlightening the eyes" – point to eyes

Teaching:

Last week, we began learning how **God's Word reveals His wisdom**. *hold up God's Word picture from last week* We learned that God's law is perfect. We also learned that remembering what He has done for His people leads to wisdom.

In today's verse, King David is going to describe God's Word with two new terms: "precepts" and "commandments."

Precepts is another word for "law." David is saying that God's law is right, meaning it is good, true, and correct. God always knows what is best. David also says that God's law "rejoices the heart." Obeying God always brings joy! That doesn't mean that obeying is easy; it just means that it will always result in joy.

Raise your hand if you have ever disobeyed your parents or a teacher. I'm sure everyone in this room has! When we disobey, it makes us feel disconnected.

Include a brief personal story about a time you disobeyed and felt disconnected, not because the other person was angry but because you knew what you did was wrong.

Okay, now raise your hand if you have ever obeyed your parents or a teacher. I'm sure everyone in here has obeyed before too! When we listen to their good rules, we have joy in our hearts, and we feel more connected to the person we're obeying. ***Include a brief personal story about a time you obeyed and how it led to**



Week #6

LARGE GROUP

Psalm 19:8

more joy than disobedience would have.*

Our parents and teachers are not God, which means their rules aren't perfect. Only God and His law are perfect! God always promises joy for those who obey Him.

In the next part of our verse, King David uses the word "commandments" to talk about God's law. Maybe you've heard of the Ten Commandments before! Can someone raise their hand and tell me one of the Ten Commandments? ***take one or two answers*** When King David says "commandments," he's probably including those, along with all the other good commands God gives in the Bible.

David says God's commands are pure, which means they are clear and clean, and that they "enlighten the eyes." To enlighten means to shine light on. Have you ever tried to walk in the dark? It's dangerous! Without God's Word, all of us are like somebody walking in the dark. When we study God's Word, it's like holding a flashlight that shows us where to walk. Instead of stumbling in the dark on our own, we can follow the light of God's Word.

God's law is right and pure, and His commandments bring us joy and light. God's Word reveals His wisdom!

Summary:

- Obeying God always brings joy.
- God's Word is like a flashlight that shows us where to walk.
- God's Word reveals His wisdom!



SMALL GROUP

Psalm 19:8

“The precepts of the LORD are right, rejoicing the heart; the commandment of the LORD is pure, enlightening the eyes.”

1. What two new words does David use for God’s law (hint: one starts with a p and one starts with a c)?

Precepts and commandments

2. Which one leads to more joy: disobedience or obedience? How have you felt when you’ve disobeyed people who love you? How have you felt when you obeyed them?

Allow time to answer, including your own personal stories.

3. Are our parents and teachers perfect? Whose rules can we trust to always be what’s best for us?

No, but we can trust God because He is perfect and His rules are always for our good.

4. What are some of the commandments God gives in the Bible? What does King David mean when he says they’re pure?

Allow time to answer, prompting with some of the Ten Commandments if needed.

“Pure” means clear and clean. His commandments are perfect!

5. What does it mean that God’s Word “enlightens the eyes”? What example did the teacher give in large group?

To enlighten means to shine light on. It’s like walking in the dark and then being given a flashlight! God’s Word keeps us from danger and shows us where to walk.

Deeper discussion for older classes: Find John 15:10–11 and 1 John 1:4–7 in your Bibles and read them out loud. What does John 15 say about God’s commandments? What is the result of following them? How does 1 John describe God? How can we know if someone is really a child of God?

Summary:

- Obeying God always brings joy.
- God’s Word is like a flashlight that shows us where to walk.
- God’s Word reveals His wisdom!



Week #6



Week #7

CURRICULUM OVERVIEW

Psalm 19:9

“The fear of the LORD is clean, enduring forever; the rules of the Lord are true, and righteous altogether.”

Opening Activity: Pogo Stick Relay

1. Write a word or phrase from the verse onto each popsicle stick.
2. Set the popsicle sticks on one side of the room and line kids up on the other side.
3. Let the kids take turns hopping on a pogo stick to grab a popsicle stick and bring it back to their team.
4. Once all the popsicle sticks are back, work together to sort them in the right order. Older classes can turn this into competition between two teams to see who finishes first!

*Preschool modification: Number the popsicle sticks to help the class put them in the right order. Instead of using pogo sticks, you can hide the popsicle sticks around the classroom and have the class find them together or you can do a simplified relay (tip-toes, crawling, hopping, etc.).

Memory Verse Folders:

Pass out a folder to each child and explain that as we learn a new verse each week, they'll have a chance to write it out or draw a picture of what it means.

Memory Verse Activity: Stepping Mats or Matching Game

1. Stepping mats: Write a word or phrase from the verse on each stepping mat. Place the mats out in the room, close enough that the kids can step or jump from one to another. Ask each child to walk/jump on the mats in order as they say the verse out loud.
2. Matching game: Create two sets of matching cards with a word or phrase from the verse on each card, along with a color or picture for preschool classes (i.e. yellow star, green circle, etc.). Turn the cards upside down and have the class take turns flipping two cards over at a time until they've found all the matching cards. Older classes can arrange the cards in order!

Helpful Definitions:

“Fear of the LORD” — loving and respecting God because He’s so big and so great
“Enduring” — lasting, not going away
“Righteous” — good and true




Week #7

VERSE

"The fear of the LORD is clean, enduring forever; the rules of the Lord are true, and righteous altogether."

Psalms 19:9



Week #7

LARGE GROUP

Psalm 19:9

Passage:

"The fear of the LORD is clean, enduring forever; the rules of the Lord are true, and righteous altogether."

Hand Motions:

- "The fear of the LORD" – hands up like worship
- "Is clean" – wipe hands
- "Enduring forever" – sign language for "forever"
- "The rules of the LORD" – book motion
- "Are true" – sign language for "true"
- "And righteous altogether" – two thumbs up and make a circle

Teaching:

We've been learning how **God's Word reveals His wisdom**. *hold up God's Word image* Let's listen to verses 7 and 8 together, and then I'd love to have a few volunteers raise their hands and tell me some of the ways that King David describes God's Word:

"The law of the LORD is perfect, reviving the soul; the testimony of the LORD is sure, making wise the simple; the precepts of the LORD are right, rejoicing the heart; the commandment of the LORD is pure, enlightening the eyes."

allow a few kids to share words, prompting them if they need help.

So far we've learned that God's Word is perfect, sure, and right! Today we're going to add a few more truths to that list.

King David starts today's verse with "the fear of the LORD." Did you know that the Bible tells us that we should fear God? Does that mean we should be scared of Him? No! There are two different kinds of fear. We might be afraid of things like tornados, sharks, or spiders because they are a threat to us. They might hurt us, so we run away and hide from them.

This kind of fear is different. The fear of the Lord isn't meant to push us away from God; it's meant to draw us closer to Him. In this verse, "fear" means to love and



Week #7

LARGE GROUP

Psalm 19:9

respect God because He is so big and so great! He is in charge of everything and He is holy, which means He's completely perfect and separate from sin. He's bigger and better than we could ever imagine.

This verse says that "the fear of the Lord is clean," which just means that the fear of the Lord is pure and good. As God's children know God more, they grow in their good fear of Him.

The second half of our verse says, "The rules of the LORD are true, and righteous altogether." This is repeating the same idea we've learned in the verses before. God's rules are true and righteous, which means they're always right and never wrong. Sometimes people's rules might not seem fair to us. Even the best parents and teachers make mistakes, but God's rules are always perfect! Even when we don't understand why He commands something, we can trust that it's for our good.

God's Word reveals His wisdom! We should respond to Him by fearing Him rightly, drawing near to Him, and trusting that His rules are best.

Summary:

- **Fearing God means loving and respecting Him because He's so big and great.**
- **God's rules are always right and for our good.**
- **God's Word reveals His wisdom!**



SMALL GROUP

Psalm 19:9

“The fear of the LORD is clean, enduring forever; the rules of the Lord are true, and righteous altogether.”

1. Read Psalm 19: 7–9 together. How has King David described God’s Word so far? Are there any of these words that you still don’t quite understand?

Perfect, reviving, sure, etc. Go through the verses together and emphasize each one.

2. Is the “fear of the LORD” the same kind of fear you might have about sharks or spiders?

No, it’s a different fear! That kind of fear pushes us away from things that might hurt us, but the fear of the LORD draws us closer to God. Fearing the LORD means loving and respecting Him because He’s so big and so great!

3. What does it mean that “the fear of the LORD is clean?” Does it mean clean like the dishes in the sink or a pair of freshly-washed socks?

No! It means that the fear of the LORD is pure and it’s good. It isn’t dirty or wrong.

4. What does it mean that God’s rules are “true” and “righteous”?

They are always right and never wrong.

5. Do God’s rules always make sense to us? Does that mean we shouldn’t obey them?

God’s rules won’t always make sense to us because He is so much bigger than we are! But we should still obey them because He knows what is best.

Deeper discussion for older classes: Find Psalm 111 in your Bibles and read it out loud. How does the psalmist describe God in these verses? Do you recognize any familiar phrases from Psalm 19? What does it say the “fear of the LORD” is at the end of this psalm? Does the writer describe God as scary and mean or powerful and kind? How would you describe God?

Summary:

- Fearing God means loving and respecting Him because He’s so big and great.
- God’s rules are always right and for our good.
- God’s Word reveals His wisdom!



Week #7



Week #8

CURRICULUM OVERVIEW

Psalm 19:10–11

“More to be desired are they than gold, even much fine gold; sweeter also than honey and drippings of the honeycomb. Moreover, by them is your servant warned; in keeping them there is great reward.”

Opening Activity: Stepping Mats or Matching Game

1. Stepping mats: Write a word or phrase from the verse on each stepping mat. Place the mats out in the room, close enough that the kids can step or jump from one to another. Ask each child to walk/jump on the mats in order as they say the verse out loud.
2. Matching game: Create two sets of matching cards with a word or phrase from the verse on each card. Turn the cards upside down and have the class take turns flipping two cards over at a time until they've found all the matching cards and placed them in order.

*Preschool modification: Include a color or picture on the matching cards for preschool classes (i.e. yellow star, green circle, etc.) and have the teachers arrange the cards in order once they've found all the matches!

Memory Verse Folders:

Pass out a folder to each child and explain that as we learn a new verse each week, they'll have a chance to write it out or draw a picture of what it means

Memory Verse Activity: Bouncy Ball Relay

1. Write a word or phrase from the verse onto each popsicle stick.
2. Set the popsicle sticks on one side of the room and line kids up on the other side.
3. Let the kids take turns hopping on a bouncy ball to grab a popsicle stick and bring it back to their team.
4. Once all the popsicle sticks are back, work together to sort them in the right order. Older classes can turn this into competition between two teams to see who finishes first!

*Preschool modification: Number the popsicle sticks to help the class put them in the right order. Instead of using bouncy balls, you can hide the popsicle sticks around the classroom and have the class find them together or you can do a simplified relay (tip-toes, crawling, hopping, etc.).

Helpful Definitions:

“Desire” – to want
“Honeycomb” – the place where bees store honey
“Moreover” – also
“Warned” – to tell about possible danger
“Reward” – a good thing, a prize or treasure



VERSE

"More to be desired are they than gold, even much fine gold; sweeter also than honey and drippings of the honeycomb. Moreover, by them is your servant warned; in keeping them there is great reward."

Psalms 19:10-11



LARGE GROUP

Psalm 19:10–11

Passage:

"More to be desired are they than gold, even much fine gold; sweeter also than honey and drippings of the honeycomb. Moreover, by them is your servant warned; in keeping them there is great reward."

Hand Motions:

- "More to be desired are they" – searching motion
- "than gold," – money hand motion or point to jewelry
- "Even much fine gold;" – sign language for "much"
- "Sweeter also than honey" – buzz and use finger like a bee stinger
- "And drippings of the honeycomb." – make a drip motion with one finger
- "Moreover, by them is your servant warned" – make a "stop" motion with hand
- "In keeping them" – hands folded together
- "There is great reward" – throw hands up in excitement

Teaching:

We've been learning how **God's Word reveals His wisdom**. *hold up God's Word picture* We've learned that it's true, perfect, and sure, and now King David is going to talk about how it's even better than the best things he could imagine: gold and honey.

Gold was the most valuable thing you could own in David's time. (Optional: print a picture of gold or bring fake gold coins to show the class). In this verse, David is saying that God's Word is more valuable than any other treasure. Think of the most expensive toy, the biggest house, or the fanciest piece of jewelry you can imagine. God's Word is worth even more than that!

Raise your hand if you love sweet things, like ice cream, candy, or cake! Back when David wrote this, honey was one of the sweetest things they ate. How does tasting something sweet make you feel (thumbs up or thumbs down)? God made us to enjoy good things. David is saying that God's Word brings more happiness to those who love and trust God than even the sweetest thing you can taste.



LARGE GROUP

Psalm 19:10–11

So when David compares God's Word to gold and to honey, he's making one big point: God is... good! And because God is good, His Word is good too.

The next verse starts with the word "moreover." The word "moreover" means "also." This verse is adding to the truth from the verse before. God's Word is not only better than gold and sweeter than honey, but it also warns those who read it! Like a stop sign or a red light, it tells God's children about possible danger and points them towards what is best. When God's children keep God's instructions and remember what He has done for them, they'll live more wisely.

The end of our verse says that there is "great reward" in keeping God's Word. Does this mean if you keep your Bible up on a shelf for a really long time that you'll win a prize? No! It means we should store up God's Word inside our hearts and minds like a treasure that we keep with us all the time. This is what we're practicing in Compass Kids! We are memorizing Psalm 19 and storing it in our mind and heart. When we read, learn, and memorize God's Word, God uses those words to teach us and comfort us.

Our hope as we learn Psalm 19 together is that you would see God's Word as better than gold and sweeter than honey, and that you would listen to the ways it warns you and teaches you what is best! God is good, and His Word reveals His wisdom.

Summary:

- **God's Word is even better than gold and honey.**
- **We should store up God's Word in our hearts like treasure.**
- **God's Word reveals His wisdom.**



SMALL GROUP

Psalm 19:10–11

“More to be desired are they than gold, even much fine gold; sweeter also than honey and drippings of the honeycomb. Moreover, by them is your servant warned; in keeping them there is great reward.”

1. What two good things does King David compare God’s Word to?

Gold and honey

2. How is God’s Word better than gold and honey?

It’s more valuable than gold, which is very expensive, and it’s more enjoyable than honey, which is very sweet.

3. If you were writing a psalm, which of your favorite things would you compare God’s Word to?

Allow time to answer, giving your own ideas too.

4. What does it mean that God’s Word “warns” us? What kind of things does God’s Word warn us about?

Like a stop sign or a red light, God’s Word shows us possible dangers and teaches us how to go the other way. It warns us about the danger of sin, like pride, lying, and not trusting in God.

5. What’s the “reward” of studying God’s Word?

Getting to know and enjoy God more!

Deeper discussion for older classes: Find Psalm 37:4 and Psalm 119:97–104 in your Bibles and read them out loud. What does the psalmist say we should do in Psalm 37? How is that different from just obeying God with a grumpy attitude? How does the psalmist describe God’s Word in Psalm 119? Do you see any similarities with what we’ve learned in Psalm 19? What would it look like for you to delight yourself in God and His Word this week?

Summary:

- God’s Word is even better than gold and honey.
- We should store up God’s Word in our hearts like treasure.
- God’s Word reveals His wisdom.



Week #8



Week #9

CURRICULUM OVERVIEW

Psalm 19:12

“Who can discern his errors? Declare me innocent from hidden faults.”

Opening Activity: Bouncy Ball Relay

1. Write a word or phrase from the verse onto each popsicle stick.
2. Set the popsicle sticks on one side of the room and line kids up on the other side.
3. Let the kids take turns hopping on a bouncy ball to grab a popsicle stick and bring it back to their team.
4. Once all the popsicle sticks are back, work together to sort them in the right order. Older classes can turn this into competition between two teams to see who finishes first!

*Preschool modification: Number the popsicle sticks to help the class put them in the right order. Instead of using bouncy balls, you can hide the popsicle sticks around the classroom and have the class find them together or you can do a simplified relay (tip-toes, crawling, hopping, etc.).

Memory Verse Folders:

Pass out a folder to each child and explain that as we learn a new verse each week, they'll have a chance to draw it or write it out.

Memory Verse Activity: Cupstack

1. Write a word or phrase from the verse on each plastic cup.
2. Have kids work together to stack the cups.
3. To make this more challenging, hide the cups around the room or add a relay element!

*Preschool modification: Number the cups or use a set of nesting cups to make stacking in the correct order easier.

Helpful Definitions:

“Discern” – to see or understand
“Errors/Faults” – mistakes or sins
“Innocent” – not guilty




Week #9

VERSE

“Who can discern his errors? Declare me innocent from hidden faults.”

Psalms 19:12



LARGE GROUP

Psalm 19:12

Passage:

"Who can discern his errors? Declare me innocent from hidden faults."

Hand Motions:

- "Who can discern his errors?" – shrug with arms up
- "Declare me innocent" – hands around mouth
- "from hidden faults" – hands over eyes

Teaching:

Today's verse starts our last section of Psalm 19. First, let's make sure we remember what we've learned already. Finish the sentence for me: **God's creation reveals His... glory.** *hold up God's creation picture* **God's Word reveals His... wisdom.** *hold up God's Word picture* The last three verses tell us how **God's Spirit reveals our hearts!** *hold up a picture with a heart representing our hearts and a transparent picture of a magnifying glass layered over it to represent the Holy Spirit searching our hearts.*

These verses don't talk about the Holy Spirit directly, but they do talk about recognizing sin and turning away from it. God's children are only able to do that because the Holy Spirit takes their old, sick hearts and gives them new, healthy hearts!

King David starts this verse with a question: "Who can discern his errors?" The word "discern" means to see and understand. David is asking who can see and understand their own sins.

Sometimes we know immediately that we've done the wrong thing. *You can use the following examples or, to make it more personal, use stories from your own life* For example, if you and your sister are fighting over a toy and you hit her really hard, you don't need someone else to tell you that is wrong. You already know that hurting someone is unkind!

Sometimes, however, it's a lot harder to see our own sin. For example, if you

LARGE GROUP

Psalm 19:12

and your sister are fighting over a toy, and you decide to walk away instead of hitting her, you might feel like you don't have any sin in your heart. But what if you spend the rest of the day grumpy and angry at her or imagining how good it would feel to get revenge? Or what if you compare yourself to your friend and think about how much better you are than him because he always hits his siblings and you don't? Unlike hitting, which is easy to see, our thoughts and feelings are invisible to everyone else. Does that make them okay? No, unkind or untrue thoughts are still sin.

When King David asks "who can discern his errors?" the answer is no one, without the help of the Holy Spirit. God is the only one who knows everything about our hearts. He doesn't just know what we do; He knows why we do it. We need His help to see and understand our sin.

Knowing that only God can see the sin that is hidden in our hearts, David prays for God to "declare him innocent." Innocent means not guilty. David is asking God to forgive him! Because only God knows all of our sins, only God has the power to forgive all of our sins. Jesus came to save sinners, so everyone who puts their love and trust in Him can be confident that God will forgive them.

God's Spirit reveals our hearts! The Holy Spirit gives God's children new, healthy hearts so they can see, understand, and ask forgiveness for their sins.

Summary:

- **We need God's help to see and understand our sin.**
- **Because God knows all our sins, God has the power to forgive all our sins.**
- **God's Spirit reveals our hearts.**



SMALL GROUP

Psalm 19:12

“Who can discern his errors? Declare me innocent from hidden faults.”

1. What question does King David ask in this verse? What does it mean?

Who can discern his errors? Aka: Who can see and understand his sin?

2. Do we always know when we’ve sinned and done the wrong thing? Is it always obvious?

No, it isn’t always obvious when we’ve sinned.

3. Have you ever done something in the moment that you thought was okay and realized later was actually wrong?

Allow time for personal stories, including age-appropriate examples of your own.

4. Who knows our hearts perfectly?

God!

5. How does God respond when His children sin? Why?

He forgives them! Jesus came to save sinners and because He died on the cross, anyone who loves and trusts Him can be forgiven.

Deeper discussion for older classes: Find Jeremiah 17:9-10 and Psalm 139:23-24 in your Bibles and read them out loud. What does Jeremiah say about our hearts? What does it say about the Lord? How does David respond to that truth in Psalm 139? What way does He ask God to lead him in? What do you think that means?

Summary:

- We need God’s help to see and understand our sin.
- Because God knows all our sins, God has the power to forgive all our sins.
- God’s Spirit reveals our hearts.





Week #10

CURRICULUM OVERVIEW

Psalm 19:13

**“Keep back your servant also from presumptuous sins;
let them not have dominion over me! Then I shall be
blameless, and innocent of great transgression.”**

Opening Activity: Cupstack

1. Write a word or phrase from the verse on each plastic cup.
2. Have kids work together to stack the cups.
3. To make this more challenging, hide the cups around the room or add a relay element!

*Preschool modification: Number the cups or use a set of nesting cups to make stacking in the correct order easier.

Memory Verse Folders:

Pass out a folder to each child and explain that as we learn a new verse each week, they'll have a chance to draw it or write it out.

Memory Verse Activity: Card Hunt

1. Write a word or phrase from the verse on each index card. Repeat with another set of cards and mark with a different symbol or color to differentiate between the two copies.
2. Hide the sets of cards around the classroom and send kids out in two teams to find them!
3. Once they're all found, have teams work together to arrange them in the correct order.

*Preschool modification: Number the cards to make sorting in the correct order easier and have the whole class work together as one team.

Helpful Definitions:

“Presumptuous sins” — when someone knows something is wrong but does it anyway

“Dominion” — control or power, like the kind a king or ruler has over people

“Blameless/Innocent” —not guilty

“Transgression” — sin against God




Week #10

VERSE

"Keep back your servant also from presumptuous sins; let them not have dominion over me! Then I shall be blameless, and innocent of great transgression."

Psalms 19:13



LARGE GROUP

Psalm 19:13

Passage:

"Keep back your servant also from presumptuous sins; let them not have dominion over me! Then I shall be blameless, and innocent of great transgression."

Hand Motions:

- "Keep back your servant" – take a step back and push arms away
- "Also from presumptuous sins" – make an X with arms
- "Let them not have" – cross arms "no"
- "Dominion over me" – make a crown with hands
- "Then I shall be blameless and innocent" – wipe hands clean
- "Of great transgression" – spread arms out wide

Teaching:

We only have two more verses left to learn in Psalm 19! We've already learned that **God's creation reveals His glory** and **God's Word reveals His wisdom**. Now we're learning how God's Spirit reveals our hearts. ***hold up God's Spirit picture***

In today's verse, King David is praying to God and asking for help! He asks God to keep him away from "presumptuous sins." You might be wondering what presumptuous sin is! That's a very big word.

Last week we talked about how we don't always know that we've sinned. We talked about the example of hitting your sister. Instead of hitting your sister, you spend the whole day being angry with her and thinking about how mad you are at her. These are what King David calls "hidden faults," sins we may not even realize we've done. You might think you didn't sin because you didn't actually hit her, but your thoughts aren't honoring God or your sister. We need God's help to notice those sneaky sins and turn away from them.

"Presumptuous sins" are the opposite! These are sins that you know are wrong and decide to do anyway. In the situation with your sister, a "presumptuous sin" might look like hitting her really hard, even though you know for a fact that it would hurt her and dishonor God. David asks God to help him with both! He



LARGE GROUP

Psalm 19:13

asks God to help him avoid sins that are sneaky and sins that are obvious.

David also prays that sin wouldn't have "dominion" over him. The word dominion means to have control, like a king or a ruler who tells a person everything they should do and controls their every move. When David prays for sin to not be a ruler over him, he is asking God to help him not be controlled and ruled by sin. When we say that something is controlling us, we mean that it is changing how we think and act. For example, if you are controlled by sin, you may see that there is only one cookie left and quickly eat it yourself because you want it. If you are controlled by love, you may see that there is only one cookie left but save it for your sister because you know that she hasn't had one yet. Or maybe your parents ask you to do something that you don't want to do. When you are controlled by sin, you may respond by yelling at them or complaining about it as opposed to quickly obeying them when you are controlled by love.

Sin isn't a good ruler or king. It always leads us to pain, for us and for others. The only King we should follow is Jesus! Unlike sin, Jesus will only lead us to more joy. He knows what's best for us. When we put our love and trust in Jesus, He gives us the Holy Spirit, so sin can't rule over us anymore.

David finishes this verse by saying that he'll "be blameless and innocent of great transgression." Transgression is another big word for sin against God. Those who love and trust Jesus are forgiven for their sins! Because of Jesus, they are innocent, which means they aren't guilty anymore.

Do we have the power to do this on our own? No! All of this is possible because **God's Spirit reveals our hearts**. We need His help to see, understand, and turn away from our sin, and He is happy to help His children!

Summary:

- **Presumptuous sins are things you know are wrong but decide to do anyway.**
- **When we put our love and trust in Jesus, He gives us the Holy Spirit, so sin can't rule over us anymore.**
- **God's Spirit reveals our hearts.**



SMALL GROUP

Psalm 19:13

“Keep back your servant also from presumptuous sins; let them not have dominion over me! Then I shall be blameless, and innocent of great transgression.”

1. What is a presumptuous sin?

A sin we know is wrong but do anyways.

2. Can you think of a time you knew something was the wrong thing to do but you did it anyway? What was the result of that?

Allow time for stories, including age-appropriate examples of your own.

3. What does dominion mean?

Dominion means to have control, like a king or a ruler.

4. Is sin a good ruler? Why? Who is better?

No, it always leads to pain. God is the only King we should follow because He leads us to joy.

5. How can we turn away from sin and towards God? Can we do that on our own? Who can help us?

Anyone who loves and trusts in Jesus receives the Holy Spirit. We can turn away from sin and turn towards God with the Holy Spirit's help! God's Spirit reveals our hearts, and we can't change without Him.

Deeper discussion for older classes: Find Romans 6:12–14 and 1 John 1:8–9 in your Bibles and read them out loud. What should we not let reign over us, according to Romans 6? What does verse 14 say has dominion over believers? What does 1 John say that God will do if we confess our sins? Spend some time giving everyone a quiet moment to reflect and journal a prayer, asking God to help them see their sins, turn away from them, and turn towards God. If they're open to discussion, ask what they learned from that time in prayer.

Summary:

- Presumptuous sins are things you know are wrong but decide to do anyway.
- When we put our love and trust in Jesus, He gives us the Holy Spirit, so sin can't rule over us anymore.
- God's Spirit reveals our hearts.





Week #11

CURRICULUM OVERVIEW

Psalm 19:14

“Let the words of my mouth and the meditation of my heart be acceptable in your sight, O LORD, my rock and my redeemer.”

Opening Activity: Card Hunt

1. Write a word or phrase from the verse on each index card. Repeat with another set of cards and mark with a different symbol or color to differentiate between the two copies.
2. Hide the sets of cards around the classroom and send kids out in two teams to find them!
3. Once they're all found, have teams work together to arrange them in the correct order.

*Preschool modification: Number the cards to make sorting in the correct order easier and have the whole class work together as one team.

Memory Verse Folders:

Pass out a folder to each child and explain that as we learn a new verse each week, they'll have a chance to write it out or draw it in their folders.

Memory Verse Activity: Ping-Pong Relay

1. Write a word or phrase from the verse on each ping-pong ball.
2. Set ping-pong balls on one side of the room and a muffin tin and spoon on the other.
3. Have kids split into two teams and compete to bring back all the ping-pong balls on a spoon and then sort them into the right order.

*Preschool modification: Use colorful ping-pong balls and place a matching piece of paper in each slot of the muffin tin to help kids place them in the correct order. Have the kids work as one team to grab a ping-pong ball, walk it back on the spoon, and then match it to the color in the muffin tin.

Helpful Definitions:

“Meditation” — something you think about deeply

“Acceptable” — good

“Redeemer” — someone who takes something bad and turns it into something good




Week #11

VERSE

"Let the words of my mouth and the meditation of my heart be acceptable in your sight, O LORD, my rock and my redeemer."

Psalm 19:14



Week #11

LARGE GROUP

Psalm 19:14

Passage:

"Let the words of my mouth and the meditation of my heart be acceptable in your sight, O LORD, my rock and my redeemer."

Hand Motions:

- "Let the words of my mouth" – point to mouth
- "And the meditation of my heart" – hands over heart
- "Be acceptable" – sign language for "okay"
- "In your sight" – point to eyes
- "O LORD, my rock and my redeemer" – sign language for "Lord"

Teaching:

Today we're finishing Psalm 19! We're going to add on our very last verse, but first we're going to see how much you remember from what we've already learned! I'm going to start a sentence and then when I do this ***give them a signal*** you can finish the sentence for me. (For preschool, just read the lesson as usual)

Psalms is a book of songs to and about... **God!** Some of the psalms have different authors, but Psalm 19 was written by... **David**, who was the second king of... **Israel**. King David was not perfect, but he wanted to love and obey God.

We learned three key truths from Psalm 19. The first was that **God's creation reveals His... glory**. ***hold up God's creation picture*** The heavens declare that God is glorious. And the skies show us His handiwork, reminding us that everything we see was made by Him! When we see something beautiful outside, we can remember that God made everything, God is in charge of everything, and God is good.

The second truth we learned from Psalm 19 is that **God's Word reveals His... wisdom**. ***hold up God's Word picture*** We learned a lot of different words: His law, His precepts, His testimonies, and His commandments, but they all described God's True Word, the Bible. In the Bible, we learn what God is like and how He wants His people to live. David says that knowing God through His Word is better than gold and sweeter than honey.

The past two weeks, we've ended our time in Psalm 19 learning that **God's Spirit reveals... our hearts**. ***hold up God's Spirit picture*** Only God can perfectly see and understand our hearts. We learned about "hidden errors," which are sins we may not even realize we've done and "presumptuous sins," which are obviously wrong. King David asks God to help



LARGE GROUP

Psalm 19:14

him stay away from both. When we put our love and trust in Jesus, we are totally forgiven and He gives us the Holy Spirit so sin can't rule over us anymore.

The last verse in Psalm 19 is a prayer. King David asks God: "let the words of my mouth and the meditations of my heart be acceptable in your sight, O LORD, my rock and my redeemer." David knows that his words and his thoughts matter to God, and he wants them to be pleasing to Him! He only wants to say, think, and love things that are God's best for him.

At the end of this verse, he calls God his "rock" and "redeemer." Rocks are strong and do not change. When David calls God his rock, he is saying that even when everything else is unsure, he can count on God to stay the same. When he calls God his redeemer, he's saying that God has saved him from sin!

All of Psalm 19 is pointing us to this truth: God is good! We learn from creation that He is glorious, we learn from His Word that He is wise, and we learn from His Spirit how to love and trust Him. This was true for King David, and it's true for everyone who loves and trusts Jesus today.

Summary:

- **Our words and thoughts matter to God.**
- **God is strong, unchanging, and saves His people from sin.**
- **We learn from creation that God is glorious, we learn from His Word that He is wise, and we learn from His Spirit how to love and trust Him.**



SMALL GROUP

Psalm 19:14

“Let the words of my mouth and the meditation of my heart be acceptable in your sight, O LORD, my rock and my redeemer.”

1. Who wrote Psalm 19? What do you remember about him?

David, he was the second king of Israel, he wrote songs to God, he was a shepherd, he killed Goliath, etc.

2. What were the three main truths we learned from Psalm 19? What do you remember about them?

God's creation reveals His glory, God's Word reveals His wisdom, and God's Spirit reveals our hearts. Allow time for them to say more about each one!

3. What kind of words and thoughts does David want to have?

Words and thoughts that please God.

4. Why does David call God a rock? Why does David call God a redeemer?

God is strong and unchanging like a rock, and He is a redeemer because He rescues people from their sin.

5. What's one truth you want to remember from Psalm 19?

Allow time to answer, prompting with verses or personal reflections if needed.

Deeper discussion for older classes: Find Psalm 18:2 and Psalm 103:1-5 in your Bibles and read them out loud. What do these psalms tell us about God being a rock and a redeemer? If you had to describe God to a friend, how would you describe Him? What would you compare Him to? Why? Optional: have them draw a picture of the word they would use to describe God. Did you learn anything new from Psalm 19? Do you have any ideas for ways you could remember what you learned even after Compass Kids ends?

Summary:

- Our words and thoughts matter to God.
- God is strong, unchanging, and saves His people from sin.
- We learn from creation that God is glorious, we learn from His Word that He is wise, and we learn from His Spirit how to love and trust Him.





Week #12

COMPASS BOWL

You made it!

Event:

For the last week of Compass Kids, we host a competition called the Compass Bowl! We decorate the space with pennant banners, have pom-poms ready for the kids to cheer on their teammates, and host a cookie cake after-party for the winning team.

Preschool & Kinder:

For preschool and kinder, we keep the Compass Bowl fairly simple by setting up stations around the hallways.

Each station has an activity to do and a portion of the memory verse taped to the wall. When classes arrive at each station, they play a simplified version of a game from earlier in the semester (pogo-stick relay, hide-and-seek, etc.) or a fun new activity (crawling through a play tunnel, playing "The Floor is Lava," etc.). Once they complete the activity, they recite that piece of the verse together before they move on to the next one. We stagger the start-times so the classes aren't all at the same station. Once they finish all the stations, their last stop is a dance party where we play the full memory verse song, their class sings it together, and their teachers pop colorful confetti cannons!

1st-5th grades:

For older classes, the Compass Bowl is a competition! Feel free to pair up multiple grades or divide by gender to make more even team sizes.

Within each team, we divide the kids into two groups (green and blue) and mark them by putting on a color-coded bracelet. We recommend 4-6 rounds, alternating between the two green groups competing and the two blue groups competing. While one half of their team competes, the other half cheers for them with the pom-poms!

Because we only do 4-6 rounds, each game covers 2-3 weeks of the memory verse. We try to pick games that work well in a competition setting! Some of their favorites in the past have been the pogo stick relay, hide-and-seek, and the ping-pong relay.



Week #12

COMPASS BOWL

Psalm 19

After all the rounds are complete, we have each team recite the memory verse without any music or help from adults as the tie-breaker! If there's already a clear winner, you can skip this step. At the end of the night, everyone sings the memory verse as loud as they can with the music and we have their leaders pop colorful confetti cannons to celebrate!



Psalm 19

The heavens declare the glory of God, and the sky above proclaims his handiwork. Day to day pours out speech, and night to night reveals knowledge. There is no speech, nor are there words, whose voice is not heard. Their voice goes out through all the earth, and their words to the end of the world. In them he has set a tent for the sun, which comes out like a bridegroom leaving his chamber, and, like a strong man, runs its course with joy. Its rising is from the end of the heavens, and its circuit to the end of them, and there is nothing hidden from its heat.

The law of the Lord is perfect, reviving the soul; the testimony of the Lord is sure, making wise the simple; the precepts of the Lord are right, rejoicing the heart; the commandment of the Lord is pure, enlightening the eyes; the

fear of the Lord is clean, enduring forever; the rules of the Lord are true, and righteous altogether. More to be desired are they than gold, even much fine gold; sweeter also than honey and drippings of the honeycomb. Moreover, by them is your servant warned; in keeping them there is great reward.

Who can discern his errors? Declare me innocent from hidden faults. Keep back your servant also from presumptuous sins; let them not have dominion over me! Then I shall be blameless, and innocent of great transgression.

Let the words of my mouth and the meditation of my heart be acceptable in your sight, O Lord, my rock and my redeemer.

