



Compass Kids

Proverbs 3:1-12

INTRODUCTION

Proverbs 3:1-12

Purpose:

Compass Kids partners with families to disciple their children through Bible comprehension and memorization.

Each semester, the Compass Kids curriculum will guide children through learning a mid-sized passage of scripture. They'll memorize a new piece each week through auditory, visual, and kinesthetic activities, building up to recitation of the whole passage. As they learn God's Word, our hope is salvation for those who are not yet believers and sanctification for those who are.

Proverbs 3:1-12 was put to song by Northway Collective: Kids and is available on all streaming platforms. Click [here](#) to listen on Spotify.

Proverbs 3:1-12:

Every passage we select is chosen with prayer and careful thought. Proverbs 3:1-12 shows us how to live in God's world God's way. These verses invite readers to follow the road to true wisdom through knowing God (v. 1-2), loving God (v. 3-4), trusting God (v. 5-8), and obeying God (v. 9-12).

Materials:

Included you'll find 11 weeks of content, followed by a final celebration and competition we've called the Compass Bowl!

Each week includes the following materials:

- **Curriculum Overview:** a guide for small group leaders to follow as they lead their class, including instructions for an opening activity, the memory verse folders, a game, and any helpful definitions
- **Large Group:** a manuscript for the teacher leading the large group time, including suggested hand motions and a summary of main ideas
- **Small Group:** a guide for small group leaders to discuss each week's lesson with their class, including extra open-ended questions for older grades

INTRODUCTION

Proverbs 3:1-12

- **Folders:** a weekly print-out to give to each child. On it, you'll find that week's portion of the memory verse and a blank space for writing it out or drawing an interpretation of it. We hole-punched these and placed them in a folder with brads for each child.
- **Music:** a guide for teaching the verse with musical props, including recommended supplies, rules, and activities. Preschool classes can do this in lieu of or in addition to the weekly games.

Note

Throughout the curriculum, we reference signs that we have hanging in our large group room. The Attribute Wall contains all the attributes of God with a short definition of each. God's Big Story Timeline has icons representing the key events from creation to new creation. The lessons would still be effective without these teaching tools, though they add a helpful visual element.

Suggested Schedule

Our program ran from 6:00-7:20 PM (doors open at 5:45), and we provided dinner for each child. Here are the schedules we followed for preschool and elementary.

Preschool Schedule

6:00 – Opening activity
6:10 – Large group
6:30 – Dinner and folders
6:45 – Music time
7:00 – Game/free time

Elementary Schedule

6:00 – Dinner and opening activity
6:10 – Large group
6:30 – Small group and folders
7:00 – Game



MUSIC TIME

Proverbs 3:1-12

We recommend having a variety of musical instruments or props and rotating through the list, pulling out one type of prop per week. Here are some options to consider:

- Egg shakers
- Ribbons
- Colorful handkerchiefs
- Bells
- Rhythm sticks
- Tambourines
- Drums
- Maracas
- Triangles
- Tick-tock blocks

Here's a suggested schedule for music time:

- **Rules:** Each week, talk about class expectations and clarify that kids will lose their instruments if they do not follow the rules below:
 - We use listening ears when the teacher is talking.
 - We keep our hands & instruments to ourselves.
 - We stop when the teacher says, "freeze!"
- **Practice:** Lead kids through a few practice rounds with the instruments or props.
 - Start by practicing basic patterns and asking them to pause on a certain beat (ex. "one, two, three, PAUSE" or "one, PAUSE, two, PAUSE").
 - You can also have them follow the beat for the "Tap Our Sticks" song below, changing the lyrics to fit that week's prop:
"This is the way we tap our sticks,
Tap our sticks, tap our sticks.
This is the way we tap our sticks,
When we're in our class."
- **Verse:** Read the verse for the day out loud. Then, have the class sing it together with their instruments or props. You can do this with or without the music on in the background. Here are a few ideas to mix it up:
 - Sing in slow motion, a whisper, or a silly voice (baby, cowboy, robot, etc.).
 - March in a circle or follow the leader while you sing.
 - Have them tap or shake their instruments on a certain keyword.
 - Establish a rhythm with their instruments, then say the verse to that tune.
 - Play freeze dance with the music.





Week #1

CURRICULUM OVERVIEW

Proverbs 3:1

“My son, do not forget my teaching, but let your heart keep my commandments...”

Opening Activity:

Get to know the kids in your class and let them decorate the front of their folders with stickers!

Memory Verse Folders:

Pass out a folder to each child and explain that as we learn a new verse each week, they'll have a chance to write it out or draw a picture of what it means.

Memory Verse Activity: Stepping Mats or Matching Game

1. Stepping mats: Write a word or phrase from the verse on each stepping mat. Place the mats out in the room, close enough that the kids can step or jump from one to another. Ask each child to walk/jump on the mats in order as they say the verse out loud.
2. Matching game: Create two sets of matching cards with a word or phrase from the verse on each card. Turn the cards upside down and have the class take turns flipping two cards over at a time until they've found all the matching cards and placed them in order.

Preschool modification: Include a color or picture on the matching cards for preschool classes (i.e. yellow star, green circle, etc.) and have the teachers arrange the cards in order once they've found all the matches!

Helpful Definitions:


“Commandments” – God’s good rules for how to live



VERSE

"My son, do not forget my teaching, but let your heart keep my commandments..."

Proverbs 3:1



LARGE GROUP

Proverbs 3:1

Passage:

"My son, do not forget my teaching, but let your heart keep my commandments..."

Hand Motions:

- "My son" – sign language for child (patting head)
- "do not forget my teaching" – sign language for forget (wiping head)
- "but let your heart" – hands over heart
- "keep my commandments" – hands open like a book

Teaching:

Welcome to Compass Kids! This semester we'll be learning Proverbs 3:1-12.

Proverbs is a book in the Bible, which is God's True Word. It is from God and about God. We can find Proverbs in the Old Testament because it was written while God's people were waiting for the Promised Savior, Jesus! (point to the first clock on the God's Big Story Timeline). Proverbs was written by King Solomon, who was the last king to rule Israel before the nation split in two.

When King Solomon was much younger, God gave him a very special gift. God told King Solomon that he could ask for anything he wanted! Most kings would probably choose money or power. Maybe you would choose unlimited candy or a new pair of your favorite shoes. *if the class is calm enough for interaction, ask a few kids to share what they would've chosen.* But King Solomon chose something very different. King Solomon asked God for "a discerning heart" and the ability "to distinguish between right and wrong" (1 Kings 3:9). King Solomon asked God for wisdom! Wisdom is knowing what is best. God said yes to King Solomon, and he became a very wise king. King Solomon was not perfect, but God helped him know what was best.

It's hard to know what is best, and it can be even harder to actually do it. But God is kind, and He helps His children! King Solomon is not the only person who can find wisdom from God. In fact, that's exactly why the book of Proverbs was written! Proverbs is all about knowing and doing what is best. When God's children read His Word, the Holy Spirit gives them wisdom too.

LARGE GROUP

Proverbs 3:1

Our verse today starts with the words, “my son.” King Solomon might have written this book to one of his kids, but it’s helpful for all of God’s children! King Solomon gives two instructions to his readers. First, he says, “do not forget my teaching.” Raise your hand if you’ve ever forgotten something you were taught. Me too! I forget things all the time. Instead, he tells his readers, “let your heart keep my commandments.”

As we learn Proverbs 3 together, we’re going to follow the road to true wisdom: knowing God, loving God, trusting God, and obeying God. **We drew a big road on the large group wall and moved a paper car across it to represent the different stops along the way. You can choose to do the same for a visual element throughout the series!**

Today we’re starting with the first stop on the road: **God’s children know God!** Remembering God’s Word is an important part of knowing Him. Forgetting is easy, and it takes work to keep what we’ve heard in our hearts. That’s actually why we’re here in Compass Kids together! One of the best ways to keep God’s Word close to our hearts is to memorize it, which is what we do here every week. As we learn these verses, our hope is that we will know God more than when we started. Let’s pray for God’s help!

Summary:

- **Wisdom is knowing what is best.**
- **We can find wisdom when we read God’s Word.**
- **God’s children know God.**

SMALL GROUP

Proverbs 3:1

“My son, do not forget my teaching, but let your heart keep my commandments...”

1. What book of the Bible are our verses from this semester? Is that in the Old or New Testament?

We're learning from the book of Proverbs, which is in the Old Testament.

2. Who wrote the book of Proverbs? What special gift did he get from God?

King Solomon. God gave him wisdom when he asked for it!

3. What is wisdom?

Wisdom is knowing what is best.

4. How can we know what is best?

God tells us what is best in His True Word, the Bible. The Holy Spirit helps God's children understand God's Word and obey it!

5. What are the two instructions King Solomon gives his readers?

“Do not forget my teaching” and “let your heart keep my commandments.”

6. Why do we memorize Scripture during Compass Kids?

One of the best ways to keep God's Word close to our hearts is to memorize it. As we remember God's Word, we know God more!

Deeper discussion for older classes: Find Proverbs 2:1-10 in your Bibles and read it out loud. In these verses, King Solomon tells us even more about how to become wise. How does he say we can find wisdom? Why should we want it? In your life right now, where do you need help knowing and doing what is best?

Summary:

- **Wisdom is knowing and doing what is best.**
- **We can find wisdom when we read God's Word.**
- **God's children know God.**



Week #1



Week #2

CURRICULUM OVERVIEW

Proverbs 3:2

“...for length of days and years of life and peace they will add to you”

Opening Activity: Stepping Mats or Matching Game

1. Stepping mats: Write a word or phrase from the verse on each stepping mat. Place the mats out in the room, close enough that the kids can step or jump from one to another. Ask each child to walk/jump on the mats in order as they say the verse out loud.
2. Matching game: Create two sets of matching cards with a word or phrase from the verse on each card. Turn the cards upside down and have the class take turns flipping two cards over at a time until they've found all the matching cards and placed them in order.

*Preschool modification: Include a color or picture on the matching cards for preschool classes (i.e. yellow star, green circle, etc.) and have the teachers arrange the cards in order once they've found all the matches!

Memory Verse Folders:

Pass out a folder to each child and explain that as we learn a new verse each week, they'll have a chance to write it out or draw a picture of what it means.

Memory Verse Activity: Bouncy Ball Relay

1. Write a word or phrase from the verse onto each popsicle stick.
2. Set the popsicles sticks on one side of the room and line kids up on the other side.
3. Let the kids take turns hopping on a bouncy ball to grab a popsicle stick and bring it back to their team.
4. Once all the popsicle sticks are back, work together to sort them in the right order. Older classes can turn this into competition between two teams to see who finishes first!

*Preschool modification: Number the popsicle sticks to help the class put them in the right order. Instead of using bouncy balls, you can hide the popsicle sticks around the classroom and have the class find them together or you can do a simplified relay (tip-toes, crawling, hopping, etc.).


Helpful Definitions:

“Commandments” – God’s good rules for how to live

VERSE

“...for length of days and years of life and
peace they will add to you”

Proverbs 3:2



LARGE GROUP

Proverbs 3:2

Passage:

"...for length of days and years of life and peace they will add to you"

Hand Motions:

- "for length of days" – stretch arms out to the side slowly
- "and years of life" – sign language for year
- "and peace" – peace sign
- "they will add to you" – point to someone else

Teaching:

Last week we began learning Proverbs 3:1-12. We learned that Proverbs is a book in the Bible and that it was written by King Solomon. God gave King Solomon the chance to ask for anything he wanted, and he chose wisdom. Wisdom is knowing and doing what is best! We can know what is best by learning God's Word. That's exactly why we're here in Compass Kids!

Our verse last week talked about remembering God's teaching and commands. Proverbs is full of commands for God's children. Commands are God's rules and instructions for how we should live. You've probably heard commands about what we should not do like: "do not steal" and "do not lie" (Exodus 20). You've also heard commands about what we should do, like the most important one: "love the LORD your God with all your heart and with all your soul and with all your mind" and "love your neighbor as yourself" (Matthew 22).

Sometimes we have a hard time understanding why we should follow instructions. Maybe your parents have asked you to take a bite of food you really don't like. Maybe your teacher has asked you to do homework that sounds really hard. Maybe your leader at church has asked you to sit still even though you really want to do cartwheels across the classroom. When we don't want to do something, what's the three-letter question we usually ask? **Why?**

For every good rule or instruction, there is a good reason, even if we don't know what it is. That food you don't like might keep your body healthy. That homework that seems too hard might help you get smarter. That rule about no

LARGE GROUP

Proverbs 3:2

cartwheels in the classroom might keep you safe from a major collision.

Because God is good, all of His commands are good. God is in charge of everything, and He doesn't owe us a "why!" But God is also gracious, and sometimes He gives us the "why" to help us understand. As we learn Proverbs 3, we're going to see several commands and then we'll see the reason we should obey them. God gives us the What and then the Why.

Last week's command was: "do not forget my teaching, but let your heart keep my commandments." That was the What! This week we get to see Why: "...for length of days and years of life and peace they will add to you." The What: keep God's commands. The Why: you'll have a full life. **if you want to add in a visual element for older classes, you can create a chart with a What column and a Why column and add to it each week**

It's important to know what this is actually saying. This isn't a promise that everyone who remembers God's commands will live a long time. We know that isn't true! Instead, this is a promise that remembering God's commands will make the days we do have better. Living in God's world God's way keeps us from getting into foolish danger and gives us lasting joy, even when life is hard. **God's children know God** and treasure His commands.

Summary:

- **Because God is good, all of His commands are good.**
- **For every good rule, there is a good reason.**
- **Living in God's world God's way keeps us from getting into foolish danger and gives us lasting joy.**



SMALL GROUP

Proverbs 3:2

“...for length of days and years of life and peace they will add to you”

1. What are God’s commands?

God’s good rules for how to live

2. Can you name some examples of commands God gives in the Bible?

Allow time to answer, guiding them towards ideas if needed.

3. What was the command we learned last week?

Do not forget my teaching but let your heart keep my commandments

4. What is the “why” for that command?

You’ll have a full and peaceful life. His rules keep us from getting into foolish danger and give us lasting joy, even when life is hard.

5. Does this mean that everyone who obeys God will live for a long time?

No, that is not promised. Instead, it means that the days we do have will be fuller and filled with His peace.

Deeper discussion for older classes: Find Psalm 19:7-11 in your Bibles and read it out loud. These verses also talk about God’s commandments, but they use some different words for them. What are those words? (Law, testimony, precepts, etc.) What adjectives does the author use to describe God’s commands? Have you ever had to follow a rule you didn’t understand? How does it feel to obey someone when you don’t trust them or understand the “why” for their rules?

Summary:

- **Because God is good, all of His commands are good.**
- **For every good rule, there is a good reason.**
- **Living in God’s world God’s way keeps us from getting into foolish danger and gives us lasting joy.**





Week #3

CURRICULUM OVERVIEW

Proverbs 3:3

“Let not steadfast love and faithfulness forsake you; bind them around your neck; write them on the tablet of your heart.”

Opening Activity: Bouncy Ball Relay

1. Write a word or phrase from the verse onto each popsicle stick.
2. Set the popsicles sticks on one side of the room and line kids up on the other side.
3. Let the kids take turns hopping on a bouncy ball to grab a popsicle stick and bring it back to their team.
4. Once all the popsicle sticks are back, work together to sort them in the right order. Older classes can turn this into competition between two teams to see who finishes first!

*Preschool modification: Number the popsicle sticks to help the class put them in the right order. Instead of using bouncy balls, you can hide the popsicle sticks around the classroom and have the class find them together or you can do a simplified relay (tip-toes, crawling, hopping, etc.).

Memory Verse Folders:

Pass out a folder to each child and explain that as we learn a new verse each week, they'll have a chance to draw it or write it out.

Memory Verse Activity: Cupstack

1. Write a word or phrase from the verse on each plastic cup.
2. Have kids work together to stack the cups
3. To make this more challenging, hide the cups around the room or add a relay element!

*Preschool modification: Number the cups or use a set of nesting cups to make stacking in the correct order easier.

Helpful Definitions:

“Steadfast love” – strong, unmoving, unchanging love

“Faithfulness” – doing what you say you'll do; keeping promises

“Forsake” – to leave


“Bind” – to tie



VERSE

“Let not steadfast love and faithfulness forsake you; bind them around your neck; write them on the tablet of your heart.”

Proverbs 3:3



LARGE GROUP

Proverbs 3:3

Passage:

"Let not steadfast love and faithfulness forsake you; bind them around your neck; write them on the tablet of your heart."

Hand Motions:

- "Let not steadfast love" – hug yourself
- "and faithfulness" – pinky promise
- "forsake you" – push something away
- "bind them around your neck" – act like putting on a necklace
- "write them on the tablet" – pretend to write
- "of your heart" – hands over heart

Teaching:

This semester we're learning Proverbs 3 together, which was written by King Solomon to teach God's children how to become wise.

The past two weeks, we've focused on the first stop along the road to wisdom, which is **knowing God**. Because God knows what is best, knowing Him is the only way to be truly wise. If we want to know God, we start by remembering and treasuring His Word. We also added our first pair of What and Whys to our board! The What: keep God's commands. The Why: you'll have a full life. Remember, the promise isn't that people who know God will live until they're 100. The promise is that however long God's children live, their days will be better when they live in God's world God's way.

In today's verse, King Solomon is going to tell us to bind something on our necks and write something on our hearts. To bind means to tie, so binding something on your neck is like tying on a necklace! How many of you have ever worn a special piece of jewelry? Maybe one of your grandparents gave you a special ring to wear or maybe you made friendship bracelets with someone at school. When you look at that special piece of jewelry, who do you think about? The person who gave it to you!

King Solomon tells us to put on a necklace of steadfast love and faithfulness.

LARGE GROUP

Proverbs 3:3

if you'd like to add a visual element, create a necklace with paper and string that says "steadfast love and faithfulness" in big letters and slide it on while you explain

Something that is steadfast is strong, unmoving, and unchanging. Which object do you think is more steadfast on a windy day: a feather or a boulder? **A boulder!** If I was building something, which material would be more steadfast: a piece of tape or superglue? **Superglue!** Steadfast love is love that is strong, unmoving, and unchanging— like a big boulder or the world's stickiest superglue. Faithfulness means that someone does what they say they'll do. It means they keep their promises no matter what.

So if our necklace says steadfast love and faithfulness, who would we think of when we look at it? **God!** God is the only one whose love is perfectly strong, unmoving, and unchanging. And God is the only one who keeps His promises no matter what.

Our What for today is: remember God's love. **write the new What on the board** How do we do that? We can remember God's love and faithfulness as we read stories of how He kept His promises in the Bible to people like Abraham and Isaac. We can remember how Jesus lived, died, and rose again. And we can remember ways God has kept His promises in our lives.

Next week we'll see the Why. When we remind ourselves of how good God is, our hearts begin not just knowing Him but **loving Him**, which is the next stop on our road to true wisdom.

Summary:

- **Steadfast means strong, unmoving, and unchanging.**
- **God's love is perfectly steadfast and faithful.**
- **Loving God is the next stop on the road to wisdom.**

SMALL GROUP

Proverbs 3:3

“Let not steadfast love and faithfulness forsake you; bind them around your neck; write them on the tablet of your heart.”

1. What was our first pair of What and Whys?

Keep God’s commands; you’ll have a full life.

2. What two things does King Solomon say to bind on our necks?

Steadfast love and faithfulness

3. What is steadfast love? What is faithfulness?

Steadfast love is strong, unmoving, and unchanging. Faithfulness is doing what someone says they’ll do.

4. Who shows perfect steadfast love and faithfulness?

God!

5. How has God shown His steadfast love and faithfulness?

Allow time to answer and then point to the cross and tell some of your own stories of God’s love and faithfulness.

Deeper discussion for older classes: Find Psalm 25:4-10 and Psalm 100:1-5 in your Bibles and read them out loud. What does Psalm 25 say about knowing God and His commands? What do both of these Psalms say about God’s steadfast love and faithfulness? How does Psalm 100 say we should respond to God’s love?

Summary:

- Steadfast means strong, unmoving, and unchanging.
- God’s love is perfectly steadfast and faithful.
- Loving God is the next stop on the road to wisdom.





Week #4

CURRICULUM OVERVIEW

Proverbs 3:4

“So you will find favor and good success in the sight of God and man.”

Opening Activity: Cupstack

1. Write a word or phrase from the verse on each plastic cup.
2. Have kids work together to stack the cups.
3. To make this more challenging, hide the cups around the room or add a relay element!

*Preschool modification: Number the cups or use a set of nesting cups to make stacking in the correct order easier.

Memory Verse Folders:

Pass out a folder to each child and explain that as we learn a new verse each week, they'll have a chance to write it out or draw a picture of what it means.

Memory Verse Activity: Card Hunt

1. Write a word or phrase from the verse on each index card. Repeat with another set of cards and mark with a different symbol or color to differentiate between the two copies.
2. Hide the sets of cards around the classroom and send kids out in two teams to find them!
3. Once they're all found, have teams work together to arrange them in the correct order.

*Preschool modification: number the cards to make sorting in the correct order easier and have the whole class work together as one team.

Helpful Definitions:

“Favor” – approval or support


“Success” – accomplishing a goal or aim



VERSE

"So you will find favor and good success in
the sight of God and man."

Proverbs 3:4



LARGE GROUP

Proverbs 3:4

Passage:

"So you will find favor and good success in the sight of God and man."

Hand Motions:

- "So you will find favor" – sign language for find (like picking something up)
- "and good success" – two thumbs up
- "in the sight" – point to eyes
- "of God" – point up
- "and man" – point out

Teaching:

Welcome back to Proverbs 3! We've been joining King Solomon on the road to true wisdom. Along the way, we've talked about the importance of understanding the What and the Why. We've learned that for every good rule or instruction, there is a good reason, even when we don't know what it is.

A few weeks ago, we learned our first set of What and Whys from Proverbs 3. The What was: "keep God's commands." Why? "You'll have a full life." Last week, we learned a new What: "remember God's love." Like a special necklace that we never take off, we should remember God's strong, unmoving, unchanging love and keep it close all the time.

Today, we're going to learn the Why! What happens when we remember God's steadfast love and faithfulness? King Solomon tells us that we'll find "favor and good success in the sight of God and man."

What is favor and good success? Well, it depends who you ask. If you ask a mathematician, she'll tell you that success means solving equations. If you ask a quarterback, he'll tell you that success means scoring a touchdown. If you ask a gymnast, she'll tell you it's sticking the landing after a big backflip. As great as those accomplishments are, that's not what King Solomon is talking about. Instead, this verse says that you'll find favor and success "in the sight of God and man." So what does favor and success look like to God?



LARGE GROUP

Proverbs 3:4

Here are some people that the Bible describes as having favor with God: Noah, who built the ark even though it didn't make sense to anyone else. Joseph, who worked hard and served God even when he was sold into slavery. Samuel, who spent his life as a prophet. And Mary, who said yes to God and gave birth to Jesus.

Their stories might seem less impressive to us than good grades or awesome sports moves. Remembering God's love may not help you solve an equation, score a touchdown, or land a backflip. But in God's eyes, this is what success looks like. When we know and **love God**, we will trust and obey Him.

No one did this better than Jesus. The Bible tells us that as Jesus was growing up, just like you are right now, He "increased in wisdom and stature and in favor with God and man" (Luke 2:52). How did He do that? Jesus did exactly what Proverbs 3 tells us. He kept God's steadfast love and faithfulness on at all times. Jesus knew and loved God the Father more than anyone else, and from that love, He trusted and obeyed the Father perfectly.

Because of Jesus' perfect obedience, God's children have the Holy Spirit, who writes God's love on their hearts and helps them trust and obey Him too. It isn't wrong to succeed at other things. It's great if you can do well in school or help your team win games. But God's definition of success is the only one that truly matters and lasts forever.

So let's add today's What and Why! The What: "Remember God's love." Why? "You'll have true success." ***add to the board***

Summary:

- Remembering God's love leads to true success.
- Success looks like trusting and obeying God.
- Jesus trusted and obeyed the Father perfectly.



SMALL GROUP

Proverbs 3:4

“So you will find favor and good success in the sight of God and man.”

1. What instruction did we learn last week? (Hint: it’s like wearing a special necklace)

Remember God’s love.

2. What was the “why” we learned this week?

You’ll find true success.

3. What are some examples of how other people might define success? How does God define success?

A doctor- keeping someone healthy, a student- getting good grades, a soccer player- scoring a goal, etc. Trusting and obeying Him.

4. Who are some people in the Bible who had true success according to God?

Noah, Joseph, Samuel, Mary; They loved God and were obedient to what He asked them to do, even when it was hard.

5. Who demonstrated perfect success, according to God? How did He do that?

Jesus. He kept God’s steadfast love and faithfulness on at all times. Jesus knew and loved God the Father more than anyone else, and from that love, He trusted and obeyed the Father perfectly.

Deeper discussion for older classes: Find Philippians 3:7-8 and 1 Timothy 6:6-8 in your Bibles and read them out loud. How does the Bible describe true success? What kind of success do you tend to value most? School, sports, friendship? What would your life look like if you valued godly success more?

Summary:

- Remembering God’s love leads to true success.
- Success looks like trusting and obeying God.
- Jesus trusted and obeyed the Father perfectly.



Week #4



Week #5

CURRICULUM OVERVIEW

Proverbs 3:5

“Trust in the LORD with all your heart and do not lean on your own understanding.”

Opening Activity: Card Hunt

1. Write a word or phrase from the verse on each index card. Repeat with another set of cards and mark with a different symbol or color to differentiate between the two copies.
2. Hide the sets of cards around the classroom and send kids out in two teams to find them!
3. Once they're all found, have teams work together to arrange them in the correct order.

*Preschool modification: number the cards to make sorting in the correct order easier and have the whole class work together as one team.

Memory Verse Folders:

Pass out a folder to each child and explain that as we learn a new verse each week, they'll have a chance to write it out or draw a picture of what it means.

Memory Verse Activity: Ping-Pong Relay

1. Write a word or phrase from the verse on each ping-pong ball.
2. Set ping-pong balls on one side of the room and a muffin tin and spoon on the other.
3. Have kids split into two teams and compete to bring back all the ping-pong balls on a spoon and then sort them into the right order.

*Preschool modification: Use colorful ping-pong balls and place a matching piece of paper in each slot of the muffin tin to help kids place them in the correct order. Have the kids work as one team to grab a ping-pong ball, walk it back on the spoon, and then match it to the color in the muffin tin.


Helpful Definitions:

“Trust” – believing that someone will do what is best

VERSE

“Trust in the LORD with all your heart and do not lean on your own understanding.”

Proverbs 3:5



LARGE GROUP

Proverbs 3:5

Passage:

"Trust in the LORD with all your heart and do not lean on your own understanding."

Hand Motions:

- "Trust in the LORD" – sign language for Lord (L across the chest)
- "with all your heart" – hands over heart
- "and do not lean" – lean to the side
- "on your own understanding" – point to mind

Teaching:

Believe it or not, we're almost halfway through our time in Proverbs 3! As a reminder, these verses were written by King Solomon. God gave him the opportunity to ask for anything he wanted. Instead of asking for money or popularity or a new pair of shoes, he asked God to give him wisdom. The Holy Spirit inspired King Solomon to write Proverbs and teach God's children how to become wise too.

All true wisdom comes from God because He knows what is best. To find wisdom, we first need to know God. We can know God by talking to Him in prayer and treasuring His Word. The more we know God, the more we will love God. As we spend time thinking about God's steadfast love and faithfulness, our love for Him grows in return.

Today, we're going to talk about the next step on our road to knowing God and becoming wise. As God's children know God and love God, they will then begin to **trust God**. Our verse today tells us to "trust in the LORD with all our hearts." What does it mean to trust? Trusting someone means believing that they'll keep their promises and do what is best.

Let me give you an example. Let's say you just got sick and you know that you need to see a doctor. There are two doctors in town that you have to choose between. ***for audience participation, you can call up three kids to be Doctor 1, Doctor 2, and the sick person.***



LARGE GROUP

Proverbs 3:5

Doctor 1 tells great jokes, plays silly music in his office, and always gives his patients a sticker when they leave. Everyone agrees that this doctor is really fun! But the last three times you visited him, he gave you the wrong medicine. Instead of making you feel better, it actually made you feel worse.

Doctor 2 doesn't play music or give out any stickers, but you are confident that he will give you the right medicine. He takes time figuring out exactly what has made you sick and what would make you feel better. You've also seen him three times before, and every time you've left healthier than when you walked in.

Which doctor do you trust? **Doctor 2!** Why don't you trust Doctor 1? He seems really fun! Even though he plays cool music and gives out stickers, you don't trust him because you aren't confident that he will keep his promise to do what is best for you. When you're sick, the best thing isn't a party at the doctor's office. The best thing is the right medicine to heal your body.

This verse tells us not to "lean on our own understanding." That means doing what sounds best to us. When we listen to ourselves instead of God, it's like going to see the first doctor. Doing everything we want to do might seem fun at first, but it won't heal our sick hearts. Instead of getting better, we will get worse.

Like the second doctor, God is worthy of our trust because of who He is! God is wise: He knows what is best. God is generous: He gives what is best. God is loving: He does what is best. And God is good: He is what is best. What He does may not always seem fun to us at first, but He is the only one who can heal our hearts and make us new. If we really believe that God keeps His promises, it makes total sense to trust Him.

God's children know God and love God. Because they have seen how good He is, they also **trust Him**. Let's add that to our What list: trust God completely.

Summary:

- **As we know God and love God, we will begin to trust Him.**
- **Trust means believing that someone will do what is best.**
- **God is worthy of our trust because He is wise, generous, loving, and**

SMALL GROUP

Proverbs 3:5

“Trust in the LORD with all your heart and do not lean on your own understanding.”

1. Why did King Solomon write Proverbs?

To help God’s children become wise.

2. When we know God and love God, what do our hearts begin to do next?

Trust God.

3. What does it mean to trust someone? Can you give an example of someone you trust and why?

To believe they’ll do what is best. **allow time to answer and then share your own experiences**

4. Why should we trust God?

Because He is wise, generous, loving, and good. He knows what is best, He gives what is best, He does what is best, and He is what is best.

5. Why shouldn’t we lean on our own understanding?

Because we aren’t God, so we aren’t perfectly wise. We don’t always know what is best, but God does.

Deeper discussion for older classes: Find Jeremiah 17:7-10 in your Bibles and read it out loud. How does the Bible describe a person who trusts in God? How does the Bible describe our hearts without His help? Can you think of someone in your life who trusts God even when things are hard?

Summary:

- **As we know God and love God, we will begin to trust Him.**
- **Trust means believing that someone will do what is best.**
- **God is worthy of our trust because He is wise, generous, loving, and good!**





Week #6

CURRICULUM OVERVIEW

Proverbs 3:6

“In all your ways acknowledge Him and He will make straight your paths.”

Opening Activity: Ping-Pong Relay

1. Write a word or phrase from the verse on each ping-pong ball.
2. Set ping-pong balls on one side of the room and a muffin tin and spoon on the other.
3. Have kids split into two teams and compete to bring back all the ping-pong balls on a spoon and then sort them into the right order.

*Preschool modification: Use colorful ping-pong balls and place a matching piece of paper in each slot of the muffin tin to help kids place them in the correct order. Have the kids work as one team to grab a ping-pong ball, walk it back on the spoon, and then match it to the color in the muffin tin.

Memory Verse Folders:

Pass out a folder to each child and explain that as we learn a new verse each week, they'll have a chance to write it out or draw a picture of what it means.

Memory Verse Activity: Pogo Stick Relay

1. Write a word or phrase from the verse onto each popsicle stick.
2. Set the popsicle sticks on one side of the room and line kids up on the other side.
3. Let the kids take turns hopping on a pogo stick to grab a popsicle stick and bring it back to their team.
4. Once all the popsicle sticks are back, work together to sort them in the right order. Older classes can turn this into competition between two teams to see who finishes first!

*Preschool modification: Number the popsicle sticks to help the class put them in the right order. Instead of using pogo sticks, you can hide the popsicle sticks around the classroom and have the class find them together or you can do a simplified relay (tip-toes, crawling, hopping, etc.).


Helpful Definitions:

“Acknowledge” – to notice someone or recognize their authority

VERSE

"In all your ways acknowledge Him and He will make straight your paths."

Proverbs 3:6



LARGE GROUP

Proverbs 3:6

Passage:

"In all your ways acknowledge Him and He will make straight your paths."

Hand Motions:

- "In all your ways" – sign language for all
- "acknowledge Him" – point up
- "and He will make" – point up again
- "straight your paths" – make a straight path with hands

Teaching:

Welcome back to Compass Kids! This week, we have a new What and Why to add to our board! So far we've had:

What – "keep God's commands"
Why – "you'll have a full life"

What – "remember God's love"
Why – "you'll have true success"

Our main idea last week was that God's children **trust God**. They don't just trust God with a few things— they trust God with all their hearts instead of leaning on their own understanding. Our What was: "trust God completely." Let's look to today's verse for our Why!

The first half of this verse completes what we learned last week: "in all your ways acknowledge Him." Acknowledge might not be a word you use very often, but it's something you do all the time. To acknowledge someone means to notice them. If they're in charge, it also means recognizing their authority. For example, when I stand up here and say "if you can hear me, clap once" ***use whatever call-to-attention phrase you typically do***, you acknowledge me as your teacher when you clap your hands and stop what you're doing to listen. When your parents or grandparents ask you to clean your room, you acknowledge them by saying "yes sir" or "yes ma'am" and then following their instructions.



LARGE GROUP

Proverbs 3:6

It's important that King Solomon says to acknowledge God "in all your ways." In the same way that He wants us to trust Him with ALL our hearts, He also wants us to acknowledge Him in ALL our ways. God doesn't just want us to sing about Him on Sunday mornings and then forget about Him the rest of the week. He wants our attention while we go to school, while we hang out with our friends, and while we do our chores at home, too.

The second half of the verse says that when you acknowledge God in all your ways, "He will make straight your paths." Let's call up some volunteers to help us get a picture of what that means. **call up two adult volunteers, putting a blindfold on one and giving the other a set of papers or stepping mats**

How many of you have played The Floor is Lava? We're going to play a version of that, but with a twist. This person is going to place the mats wherever they'd like. And the other person can't see anything because they have a blindfold on!

Now, this person has a choice to make. They can choose to make their own path and try to find the right place to walk on their own. Or, they can acknowledge the person who created the path and follow their lead. **ask them what they'd like to do, preferably struggling on their own first and then trying again with help**

Living without acknowledging God is like trying to walk with a blindfold on— it never goes well. But when we acknowledge God in all our ways, He guides us through each step. Even though we can't see what's in front of us, He does and He loves to help us. So let's add that to our Why list! What: "trust God completely." Why: "He'll direct your paths."

Summary:

- **Acknowledging someone means noticing them and recognizing their authority.**
- **God wants us to acknowledge Him with everything we do.**
- **When we trust God completely, He'll direct our paths.**



SMALL GROUP

Proverbs 3:6

“In all your ways acknowledge Him and He will make straight your paths.”

1. What does it mean to acknowledge someone? Can you think of an example of someone you acknowledge?

Noticing them and recognizing their authority; examples: teachers, parents/grandparents, principals, crossing guards, etc.

2. How often does God want us to notice Him and recognize His authority?

All the time!

3. What does He promise to do if we acknowledge Him in all our ways?

Make straight our paths

4. What happens if we don't acknowledge God? Why is that a bad idea?

When we don't acknowledge God, it's like walking around blindfolded. We aren't in charge of everything - God is! It's foolish to trust ourselves instead of trusting Him because He's the only one who knows everything.

5. What's on our list of What and Whys so far?

Keep God's commands— you'll have a full life. Remember God's love— you'll have true success. Trust God completely— He'll direct your paths.

Deeper discussion for older classes: Find John 16:13 and Galatians 5:16;22-25 in your Bibles and read them out loud. Who guides God's children? What kind of life does He guide them into? What is life like when you try to guide yourself?

Summary:

- Acknowledging someone means noticing them and recognizing their authority.
- God wants us to acknowledge Him with everything we do.
- When we trust God completely, He'll direct our paths.





Week #7

CURRICULUM OVERVIEW

Proverbs 3:7

“Be not wise in your own eyes; fear the LORD and turn away from evil.”

Opening Activity: Pogo Stick Relay

1. Write a word or phrase from the verse onto each popsicle stick.
2. Set the popsicle sticks on one side of the room and line kids up on the other side.
3. Let the kids take turns hopping on a pogo stick to grab a popsicle stick and bring it back to their team.
4. Once all the popsicle sticks are back, work together to sort them in the right order. Older classes can turn this into competition between two teams to see who finishes first!

*Preschool modification: Number the popsicle sticks to help the class put them in the right order. Instead of using pogo sticks, you can hide the popsicle sticks around the classroom and have the class find them together or you can do a simplified relay (tip-toes, crawling, hopping, etc.).

Memory Verse Folders:

Pass out a folder to each child and explain that as we learn a new verse each week, they'll have a chance to write it out or draw a picture of what it means.

Memory Verse Activity: Stepping Mats or Matching Game

1. Stepping mats: Write a word or phrase from the verse on each stepping mat. Place the mats out in the room, close enough that the kids can step or jump from one to another. Ask each child to walk/jump on the mats in order as they say the verse out loud.
2. Matching game: Create two sets of matching cards with a word or phrase from the verse on each card, along with a color or picture for preschool classes (i.e. yellow star, green circle, etc.). Turn the cards upside down and have the class take turns flipping two cards over at a time until they've found all the matching cards. Older classes can arrange the cards in order!

Helpful Definitions:


“Wisdom” – knowing what is best

“Evil” – bad or wicked; anything opposed to or against God

VERSE

“Be not wise in your own eyes; fear the LORD and turn away from evil.”

Proverbs 3:7



LARGE GROUP

Proverbs 3:7

Passage:

"Be not wise in your own eyes; fear the LORD and turn away from evil."

Hand Motions:

- "Be not wise" – cross arms in a "no" motion
- "in your own eyes;" – point to eyes
- "fear the LORD" – sign language for Lord (L across chest)
- "and turn away" – turn to the side
- "from evil" – make X with arms

Teaching:

All semester long, we've been learning from the book of Proverbs, which was written by King Solomon to show God's children the road to true wisdom. So far we've learned that true wisdom involves knowing God, loving God, and **trusting God**.

For the first time, we're going to actually see the word "wise" in today's verse! But surprisingly, it's telling us the kind of "wise" we don't want to be. It says, "be not wise in your own eyes." The key phrase here is "in your own eyes."

Let me give you an example of what it means to see something "in our own eyes." Up on the screen, you'll see a picture. ***show picture of the Grand Canyon zoomed in so close that it just looks like brown dirt*** Imagine that your friend shows you this picture and tells you, "I just got you a ticket to come see this with me! You need to drop everything you're doing and come right now!!!" But you're in the middle of watching your favorite TV show that you haven't gotten to watch in weeks. You're probably thinking, "why would I turn off the TV to go see that brown dirt?" In your own eyes, the best thing to do is to stay put and watch another episode.

But what if I told you that your own eyes weren't seeing the whole picture?

This is what your friend was inviting you to go see. ***show picture of the full Grand Canyon*** Now that you can see the full thing, your response will probably change. What you thought was a pile of dirt is actually the HUGE Grand Canyon, and of course that is worth stopping a TV episode for.

LARGE GROUP

Proverbs 3:7

Looking at life through our own eyes is like only seeing this pile of dirt. When we rely on what we see and understand, we're going to make the wrong choice, like choosing TV over the Grand Canyon. True wisdom always comes from God because only He knows the whole picture. Because He made everything, He knows what is best.

The next part of our verse says to "fear the LORD." When you hear the word "fear," you probably think of the feeling you get when you see something that could hurt you, like a spider. That's the kind of fear that makes you run away to protect yourself. When the Bible talks about the "fear of the LORD," it's talking about something wonderful and different.

Part of fearing the LORD is recognizing that He is big and powerful. Imagine how you would feel if you were standing in front of a huge bear or a roaring lion. Even if you were the tallest and strongest kid in your class, in that moment you would feel really small. When we fear the LORD, we see how mighty He is and how little we are.

The other part of fearing the LORD is recognizing that He is good and perfect. Close your eyes and think about who or what makes you say, "WOW!" Maybe it's an exciting football game, a new song from your favorite singer, or a gift you've wanted for a long time. When we experience something good, that's the natural response! Because God is perfectly holy, just, and merciful, fearing Him means giving Him the "WOW!" in our hearts He deserves. **for elementary, point to the attribute wall as you describe God**

We'll talk more about turning away from evil next week, but the first step is always fearing the LORD. When we understand how big and perfect He is, we'll stop trying to be wise in our own eyes.

Summary:

- **We can't be wise on our own because we don't know everything.**
- **True wisdom always comes from God.**
- **Fearing the LORD means recognizing how big and perfect He is.**

SMALL GROUP

Proverbs 3:7

“Be not wise in your own eyes; fear the LORD and turn away from evil.”

1. What does it mean to be wise in your own eyes?

Looking at life through our own limited understanding instead of trusting God, who made everything and knows what is best (Grand Canyon example).

2. Have you ever seen something that made you feel small? What was it?

Ex: a mountain, a big animal, a skyscraper, etc.

3. What makes you say “wow?”

Ex: a celebrity you admire, a piece of art, an exciting sports game, etc.

4. Is fearing the LORD the same kind of fear as seeing a spider?

No! That’s the kind of fear that makes you want to run away to protect yourself.

5. What does it mean to fear the LORD?

Fearing the LORD means recognizing that He’s big and powerful and that we’re small by comparison. Fearing the LORD also means recognizing that He’s good and perfect and responding with awe!

Deeper discussion for older classes: Find Proverbs 1:7, Ecclesiastes 12:13, and Psalm 25:12-14 in your Bibles and read them out loud. What do these verses say about fearing the LORD? What is it the beginning of?

Summary:

- We can’t be wise on our own because we don’t know everything.
- True wisdom always comes from God.
- Fearing the LORD means recognizing how big and perfect He is.





Week #8

CURRICULUM OVERVIEW

Proverbs 3:8

“It will be healing to your flesh and refreshment to your bones.”

Opening Activity: Stepping Mats or Matching Game

1. Stepping mats: Write a word or phrase from the verse on each stepping mat. Place the mats out in the room, close enough that the kids can step or jump from one to another. Ask each child to walk/jump on the mats in order as they say the verse out loud.
2. Matching game: Create two sets of matching cards with a word or phrase from the verse on each card. Turn the cards upside down and have the class take turns flipping two cards over at a time until they've found all the matching cards and placed them in order.

*Preschool modification: Include a color or picture on the matching cards for preschool classes (i.e. yellow star, green circle, etc.) and have the teachers arrange the cards in order once they've found all the matches!

Memory Verse Folders:

Pass out a folder to each child and explain that as we learn a new verse each week, they'll have a chance to write it out or draw a picture of what it means

Memory Verse Activity: Bouncy Ball Relay

1. Write a word or phrase from the verse onto each popsicle stick.
2. Set the popsicle sticks on one side of the room and line kids up on the other side.
3. Let the kids take turns hopping on a bouncy ball to grab a popsicle stick and bring it back to their team.
4. Once all the popsicle sticks are back, work together to sort them in the right order. Older classes can turn this into competition between two teams to see who finishes first!

*Preschool modification: Number the popsicle sticks to help the class put them in the right order. Instead of using bouncy balls, you can hide the popsicle sticks around the classroom and have the class find them together or you can do a simplified relay (tip-toes, crawling, hopping, etc.).

Helpful Definitions:

“Wisdom” – knowing what is best


“Evil” – bad or wicked; anything opposed to or against God

“Refreshing” – to make something feel new, rested, or good again

VERSE

"It will be healing to your flesh and
refreshment to your bones."

Proverbs 3:8



LARGE GROUP

Proverbs 3:8

Passage:

"It will be healing to your flesh and refreshment to your bones."

Hand Motions:

- "It will be healing to your flesh" – swipe hands over skin
- "and refreshment" – pretend to splash face with water
- "to your bones" – point to one of your bones

Teaching:

Last week we learned what it means to be wise in our own eyes, and why it's so much better to fear the LORD. Because God made everything, He knows everything. He's the only one who sees the whole picture and gives true wisdom. Fearing the LORD is not the same kind of fear as seeing a spider and running away. It's recognizing that He is big and powerful, like a roaring lion. It's also recognizing that He's good and perfect, worthy of our biggest "WOW"!

Today we're going to look back at the end of last week's verse for a new What and then we'll add our Why. Does anyone remember how our verse ended last week? **Turn away from evil.**

What does evil mean? Evil means bad or wicked. God has no evil in Him at all. He is perfectly good!! When we love and fear God, we start to dislike the same things that God dislikes. The Bible tells us that God dislikes sin, like lying, pride, unkind words, and disobedience.

Let's add this to our What list: "Turn away from evil." ***add to board*** Now, let's look to our new verse for the Why! Today's verse says, "It will be healing to your flesh and refreshment to your bones."

To understand what this means, we need to rewind to the very beginning of the Bible. ***point to Creation on the God's Big Story Timeline*** When God made the world, He made everything good, and He created people named Adam and Eve to live in His world His way. While Adam and Eve obeyed God, this worked beautifully! Their bodies were healthy, their hearts were joyful, and they had

LARGE GROUP

Proverbs 3:8

everything they needed. One day, Adam and Eve decided to break the one rule God had given them. When they sinned, they broke God's good world. **point to the Fall on the God's Big Story Timeline** Instead of having healthy bodies that worked like they were supposed to, people got sick. Instead of joyful hearts, people's hearts got angry and sad. And instead of having everything they needed, people always longed for more. This is what sin and evil does.

This verse says that if we fear the LORD and turn away from evil, it'll be healing to our flesh and refreshing to our bones. This doesn't mean that people who love Jesus will never get sick or hurt. Because our world is broken by sin, our bodies still feel pain. One day, Jesus will come back and make all things new, including our bodies. **point to New Creation on God's Big Story Timeline** That day is not here yet, but God's children wait for it with joy!

This verse does mean that because God made our bodies, He knows what is best for them. Choosing to sin is like carrying around a bag full of heavy bricks. Carrying around lies, selfishness, and pride adds a weight that we were never meant to carry. Fearing the LORD and turning away from evil brings freedom! We can be free to tell the truth, think about others first, and remember that we're not a big deal. **if you'd like, you can bring a physical bag or backpack full of pretend bricks with words written on them and then take the bricks out of the backpack** Our bodies and our souls are refreshed when we live in God's world God's way. Let's add that to our Why list! What: "Turn away from evil." Why: "You'll be refreshed."

Summary:

- When we love and fear God, we start to dislike the same things that God dislikes.
- God knows what's best for our bodies.
- Our bodies and our souls are refreshed when we live wisely.



SMALL GROUP

Proverbs 3:8

“It will be healing to your flesh and refreshment to your bones.”

1. Last week’s verse gave us three instructions. The first two were “don’t be wise in our own eyes” and to “fear the LORD.” What was the third instruction?

Turn away from evil

2. What is evil?

Anything that is bad or wicked; anything opposed to or against God. Sin!

3. Before Adam and Eve sinned, what was the world like? What were their bodies like?

The world was beautiful and worked like it should. Their bodies were healthy, their hearts were joyful, and they had everything they needed.

4. Is this verse promising that people who love Jesus won’t get hurt or sick? What is it actually promising?

No! Because the world is broken, people who love Jesus still get hurt and sick. Fearing the LORD and turning away from evil brings freedom from sin. Our bodies and our souls are refreshed when we live in God’s world God’s way.

5. When will people’s bodies be fully restored?

When Jesus comes back one day! God’s children look forward to this with joy!

Deeper discussion for older classes: Find Proverbs 4:20-22, Proverbs 14:30, and Proverbs 17:22 in your Bibles and read them out loud. What do these proverbs say about wisdom and our bodies? Have you ever experienced relief when you told the truth or turned away from your sin?

Summary:

- When we love and fear God, we start to dislike the same things that God dislikes.
- God knows what’s best for our bodies.
- Our bodies and our souls are refreshed when we live wisely.



Week #9

CURRICULUM OVERVIEW

Proverbs 3:9-10

“Honor the LORD with your wealth and with the firstfruits of all your produce; then your barns will be filled with plenty, and your vats will be bursting with wine.”

Opening Activity: Bouncy Ball Relay

1. Write a word or phrase from the verse onto each popsicle stick.
2. Set the popsicles sticks on one side of the room and line kids up on the other side.
3. Let the kids take turns hopping on a bouncy ball to grab a popsicle stick and bring it back to their team.
4. Once all the popsicle sticks are back, work together to sort them in the right order. Older classes can turn this into competition between two teams to see who finishes first!

*Preschool modification: Number the popsicle sticks to help the class put them in the right order. Instead of using bouncy balls, you can hide the popsicle sticks around the classroom and have the class find them together or you can do a simplified relay (tip-toes, crawling, hopping, etc.).

Memory Verse Folders:

Pass out a folder to each child and explain that as we learn a new verse each week, they'll have a chance to draw it or write it out.

Memory Verse Activity: Cupstack

1. Write a word or phrase from the verse on each plastic cup.
2. Have kids work together to stack the cups.
3. To make this more challenging, hide the cups around the room or add a relay element!

*Preschool modification: Number the cups or use a set of nesting cups to make stacking in the correct order easier.

Helpful Definitions:

“Wealth” – having more than enough money or resources

“Firstfruits” – the first crops from a harvest

“Vat” – a container

“Wine” – a drink made from grapes

VERSE

“Honor the LORD with your wealth and with the firstfruits of all your produce; then your barns will be filled with plenty, and your vats will be bursting with wine.”

Proverbs 3:9-10



LARGE GROUP

Proverbs 3:9-10

Passage:

"Honor the LORD with your wealth and with the firstfruits of all your produce; then your barns will be filled with plenty, and your vats will be bursting with wine."

Hand Motions:

- "Honor the LORD" – sign language for Lord
- "with your wealth" – cash/money motion
- "and the firstfruits of all your produce" – pick fruit off a tree
- "then your barns" – make a pointed rooftop with arms
- "will be filled with plenty" – let arms fall down in a big circle
- "and your vats will be" – make a round barrel with arms
- "bursting with wine" – spread arms out wide

Teaching:

Through our time in Proverbs 3, we've seen that God's children know God, love God, and trust God. Today we're going to start learning about the last step on the road to wisdom: **God's children obey God.**

When God's children know, love, and trust God, they want to obey Him! They know that His commands are for their good, so they say "yes" to what He asks them to do. Today we're going to look at how God's children obey God with their money and things. We're going to learn a new What and a new Why because our verses give us both!

Let's start with the What. The first half of the verse says: "honor the LORD with your wealth and with the firstfruits of all your produce." When you think of wealth, you probably picture a king surrounded by gold and treasure. When you think of firstfruits and produce, maybe you imagine a farmer who grows apples and carrots. You might be thinking, what does this have to do with me? I'm not surrounded by gold, and I don't have a farm!

When the Bible talks about "wealth" and "firstfruits," it doesn't only mean actual gold and crops. It means that you should honor God with whatever you have.

LARGE GROUP

Proverbs 3:9-10

Let's add that to our What list: "Honor God with what you have." All of us have time, talents, and treasures we can give.

How could you use your time to honor God? **with older classes, consider letting them give ideas for these prompts** You could honor God with your time by worshiping with your church family, spending a few minutes each day reading the Bible, or praying for your friends.

How could you use your talents to honor God? You could honor God by using your creativity to make beautiful art, using your strength to help your family carry in groceries, or using your mind to think about what God is like.

How could you use your treasure to honor God? You might not have piles of gold, but you can practice generosity with anything you have. You could give some of your allowance money to the church as an offering, donate some of your clothes to people in need, or share your toys with your friends without grumbling.

The second half of our verse tells us what happens when we honor God with what we have: "then your barns will be filled with plenty, and your vats will be bursting with wine." These are both pictures of having enough. The Bible doesn't promise that people who honor God with their money will own big houses and fancy cars. Many people who love and obey Jesus are poor.

The Bible does promise that God is generous, and He gives what is best! God's children don't get everything they want, but God will provide everything they need to love and obey Him. He provides things we can see like food and water, but He also provides things we can't see like joy and thankfulness. Let's add that to our Why list: "God will provide what you need."

Summary:

- **God's children honor God with their time, treasures, and talents.**
- **God is generous; He gives what is best.**
- **God will provide what His children need.**

SMALL GROUP

Proverbs 3:9-10

“Honor the LORD with your wealth and with the firstfruits of all your produce; then your barns will be filled with plenty, and your vats will be bursting with wine.”

1. When God’s children know, love, and trust Him, what do their hearts want to do next?

Obey Him!

2. What are some ways you could honor and obey God with your time and talents?

Help your family around the house, serve your neighbors, make a special craft for someone who is sad, write an encouraging letter to a friend, etc.

3. What are some ways you could honor and obey God with your treasure (money and things)?

Donate some of your allowance money to the church or people in need, give away clothes or toys to other kids who don’t have as much as you do, share what you have generously with your friends and siblings, etc.

4. What does it mean that God is generous?

He gives what is best.

5. Do God’s children always get what they want? How should their hearts respond to what God has given them?

No, God’s children don’t always get what they want. They should respond with gratitude and contentment for what God has given them.

Deeper discussion for older classes: Find Matthew 6:19-34 in your Bibles and read it out loud. What do these verses tell us about caring too much about “treasure” here on earth? What do these verses tell us about God’s generosity towards His children? What would it look like for you to be more content and less worried about money and things?

Summary:

- God’s children honor God with their time, treasures, and talents.
- God is generous; He gives what is best.
- God will provide what His children need.





Week #10

CURRICULUM OVERVIEW

Proverbs 3:11

“My son, do not despise the LORD’s discipline or be weary of His reproof...”

Opening Activity: Cupstack

1. Write a word or phrase from the verse on each plastic cup.
2. Have kids work together to stack the cups.
3. To make this more challenging, hide the cups around the room or add a relay element!

*Preschool modification: Number the cups or use a set of nesting cups to make stacking in the correct order easier.

Memory Verse Folders:

Pass out a folder to each child and explain that as we learn a new verse each week, they’ll have a chance to draw it or write it out.

Memory Verse Activity: Card Hunt

1. Write a word or phrase from the verse on each index card. Repeat with another set of cards and mark with a different symbol or color to differentiate between the two copies.
2. Hide the sets of cards around the classroom and send kids out in two teams to find them!
3. Once they’re all found, have teams work together to arrange them in the correct order.

*Preschool modification: Number the cards to make sorting in the correct order easier and have the whole class work together as one team.

Helpful Definitions:

“Despise” – to resent, strongly dislike, or treat like it’s not important


“Discipline” – correction, consequences, or training

“Reproof” – correction or disapproval of behavior

VERSE

"My son, do not despise the LORD's discipline or be weary of His reproof..."

Proverbs 3:11



LARGE GROUP

Proverbs 3:11

Passage:

"My son, do not despise the LORD's discipline or be weary of His reproof..."

Hand Motions:

- "My son" – sign language for child (patting head)
- "do not despise" – shake head no
- "the LORD's discipline" – sign language for discipline (swiping finger across)
- "or be weary" – wipe sweat away
- "of His reproof" – wag finger, like a correction

Teaching:

We've made it all the way to our last stop on the road to wisdom. We learned that God's children know God, love God, trust God, and **obey God**. Last week, we learned about how God's children obey God with their time, treasure, and talents. This week, we're going to learn about how God helps His children obey through discipline.

When you think of discipline, you might think about a teacher at school moving your clip from green to yellow for talking during the lesson, or maybe you think about going to time-out for fighting with your sister. You might even think about getting a Strike 2 from your small group leader **reference whatever discipline terminology your church uses**. That's one meaning of the word discipline: receiving a consequence for disobedience.

But did you know there's another meaning for the word discipline? Discipline can mean "consequences" but it can also mean "training." Raise your hand if you like to watch sports. Raise your hand if you like to listen to music.

A few weeks ago, we talked about how different people might define success. To a quarterback, success means scoring a touchdown. To a volleyball player, it's spiking the ball over the net. To a singer or electric guitarist, it might be nailing the big solo with all the right notes.

Some people have a lot of natural talent, but no athlete or musician would tell

LARGE GROUP

Proverbs 3:11

you that they just woke up one day and had all the skills they needed. Athletes and musicians get better through training, also called “discipline.”

For athletes, this usually means long workouts, exercising different muscles until their bodies ache. In the middle of this training, they might wonder why their coaches are making them do so many push-ups! Ouch!! But as they keep exercising, they get stronger and stronger. For musicians, training usually means practicing with their instruments day in and day out. They probably wonder why their instructors are making them play the same song over and over. Boring!! But as they keep practicing, the music sounds better and better.

In the same way that athletes don't just wake up with muscles, God's children don't just wake up one day ready to love God and love people as they should. Even though they are completely forgiven for their sins the moment they put their love and trust in Jesus, they'll spend the rest of their lives learning how to say “no” to sin and “yes” to obeying God.

So how does God help them grow wiser and stronger? You guessed it, discipline!! Like a good parent or teacher, God corrects His children when they disobey. And like a good coach or instructor, God gives His children opportunities to exercise and practice their faith. Sometimes that practice feels painful. It isn't fun to tell the truth and apologize when we've done something wrong, but God uses that practice to grow humility muscles. It isn't fun to forgive someone when they've hurt our feelings, but God uses that practice to make His children more merciful.

Discipline doesn't usually seem fun in the moment, but obedience always leads to joy! God knows that His children need help learning how to obey, so He disciplines them because He loves them.

Summary:

- **Discipline can mean consequences or training.**
- **Sometimes discipline feels painful, but obedience always leads to joy!**
- **God disciplines His children because He loves them.**



SMALL GROUP

Proverbs 3:11

“My son, do not despise the LORD’s discipline or be weary of His reproof...”

1. What do you think of when you hear the word “discipline”? Does “discipline” always mean consequences for disobeying?

(Allow time to share) It can mean consequences for disobeying, but it can also mean training.

2. What are some examples of people who go through training? What kind of training do they have to do?

Athletes and dancers— exercise, musicians— practice, doctors— medical school, etc.

3. How does discipline (either correction or training) feel in the moment? Why does it feel painful sometimes?

It feels really hard!! It’s challenging and usually isn’t what we would’ve chosen for ourselves.

4. How does God discipline His children?

He corrects them when they sin, and He gives them opportunities to practice and grow their faith. He disciplines them because He loves them.

5. Why does God discipline His children, even though they don’t always like it?

God disciplines His children because He loves them. He knows that discipline leads to obedience and obedience leads to joy.

Deeper discussion for older classes: Find Deuteronomy 8:5-6 and Hebrews 12:7-11 in your Bibles and read them out loud. Who do these verses tell us that God disciplines? What kind of earthly discipline do these verses compare it to? What is the goal or result of God’s discipline? Have you ever looked back on a time you’ve received discipline and felt thankful for it?

Summary:

- Discipline can mean consequences or training.
- Sometimes discipline feels painful, but obedience always leads to joy!
- God disciplines His children because He loves them.





Week #11

CURRICULUM OVERVIEW

Proverbs 3:12

“for the LORD reproveth him whom He loves, as a father the son in whom He delights.”

Opening Activity: Card Hunt

1. Write a word or phrase from the verse on each index card. Repeat with another set of cards and mark with a different symbol or color to differentiate between the two copies.
2. Hide the sets of cards around the classroom and send kids out in two teams to find them!
3. Once they're all found, have teams work together to arrange them in the correct order.

*Preschool modification: Number the cards to make sorting in the correct order easier and have the whole class work together as one team.

Memory Verse Folders:

Pass out a folder to each child and explain that as we learn a new verse each week, they'll have a chance to write it out or draw it in their folders.

Memory Verse Activity: Ping-Pong Relay

1. Write a word or phrase from the verse on each ping-pong ball.
2. Set ping-pong balls on one side of the room and a muffin tin and spoon on the other.
3. Have kids split into two teams and compete to bring back all the ping-pong balls on a spoon and then sort them into the right order.

*Preschool modification: Use colorful ping-pong balls and place a matching piece of paper in each slot of the muffin tin to help kids place them in the correct order. Have the kids work as one team to grab a ping-pong ball, walk it back on the spoon, and then match it to the color in the muffin tin.


Helpful Definitions:

- “Despise” – to resent, strongly dislike, or treat like it's not important
- “Discipline” – correction, consequences, or training
- “Reprove” – correct or disapprove of behavior

VERSE

"for the LORD reproofs him whom He loves,
as a father the son in whom He delights."

Proverbs 3:12



LARGE GROUP

Proverbs 3:12

Passage:

"for the LORD reproveth him whom He loves, as a father the son in whom He delights."

Hand Motions:

- "For the LORD" – sign language for Lord (L across chest)
- "reproveth him" – wag finger, like a correction
- "whom He loves," – hug yourself
- "as a father" – sign language for dad (thumb on forehead)
- "the son" – sign language for child (patting head)
- "in whom He delights" – point to your smile

Teaching:

Welcome to the very last week of Compass Kids! We've spent 11 weeks memorizing Proverbs 3 and learning what it means to have true wisdom. Before we wrap up with today's verse, let's look back at what we've learned so far. I'm going to start a sentence and then when I do this ***give them a signal*** you can finish the sentence for me.

Proverbs was written by... **King Solomon**. King Solomon ruled over Israel, and God gave him the opportunity to ask for anything he wanted. He could've asked for money or treasure, but instead he asked God for... **wisdom**. God answered his prayer and made him a very wise king. Wisdom is knowing and doing what is... **best**.

Proverbs 3 has taken us down the road to true wisdom, showing us what it means to live in God's world God's way. The first stop on the road to true wisdom is to... ***point to the first road sign* know God**. Because God knows what is best, knowing Him is the only way to be truly wise. God's children know Him more as they read His Word and talk to Him in prayer.

The more God's children know God, the more they'll... ***point to the second road sign* love God**. When God's children understand how much He loves them, their love for Him will grow in return.

As they learn to love God, they'll also learn to... ***point to third road sign* trust God**. Trusting someone means believing they'll do what is best.

When God's children know God, love God, and trust God, they'll want to... ***point to fourth road sign* obey God**. This is the final stop on the road to true wisdom. God's children want

LARGE GROUP

Proverbs 3:12

to obey Him with every area of their life, including their time, their treasures, and their talents.

Speaking of obedience, we also made a list of God's instructions on our What and Why board! Let's look back over those together.

What: Keep God's commands

What: Remember God's love

What: Trust God completely

What: Turn away from evil

What: Honor God with what you have

Why: You'll have a full life

Why: You'll have true success

Why: He'll direct your paths

Why: You'll be refreshed

Why: God will provide what you need

Let's look at our last two verses for our final What and Why. "My son, do not despise the LORD's discipline or be weary of His reproof, for the LORD reproves Him whom He loves, as a father the son in whom He delights." (Proverbs 3:11-12)

We learned last week that discipline can mean correction or training, and it doesn't always seem fun in the moment. Sometimes it's really hard! But King Solomon tells us not to "despise" God's discipline, which means we shouldn't treat it like it isn't important. Let's add that to our What list: "Don't despise God's discipline."

Today's verse gives us a really special Why! It says that God corrects and disciplines those He loves. Receiving God's discipline is a sign that you are God's child. And not just any child, but a child God delights in!! God disciplines His children because obedience leads to joy. Let's add that as our last Why on the list: "He disciplines because He loves."

Of all the things we've learned together in Proverbs 3, this is the most important truth to remember. God is a good Father, and there is nothing better than being His child! If you've turned away from sin and put your love and trust in Jesus, you are a part of His family. If you haven't done that yet, your small group leader and your parents would love to talk with you about that more.

Summary:

- **Wisdom comes from knowing, loving, trusting, and obeying God.**
- **God disciplines His children because He loves them.**
- **God is a good Father, and there's nothing better than being His child.**



SMALL GROUP

Proverbs 3:12

“for the LORD reproves him whom He loves, as a father the son in whom He delights.”

1. Who wrote the book of Proverbs? What special gift did God give him? Why did he write Proverbs?

King Solomon. God gave him wisdom. He wrote Proverbs to help God's children become truly wise.

2. What are the four stops on the road to true wisdom?

Know God, love God, trust God, and obey God

3. What does it mean to despise God's discipline? What should we do instead?

To despise something means to dislike it or treat it like it isn't important. Instead, God's children value His discipline. Even when it's hard, they can be thankful.

4. Why does God discipline His children?

God disciplines because He loves! He knows that discipline leads to obedience and obedience leads to joy. His discipline is a sign of His delight!

5. What is one thing you've learned from Proverbs 3?

Allow time to share.

Deeper discussion for older classes: Find Luke 15:1-10 and Revelation 3:19-20 in your Bibles and read them out loud. What do these verses describe as the right response to God's correction or discipline? How does God respond when someone repents? If time allows, share your story of repenting and putting your faith in Jesus.

Summary:

- Wisdom comes from knowing, loving, trusting, and obeying God.
- God disciplines His children because He loves them.
- God is a good Father, and there's nothing better than being His child.





Week #12

COMPASS BOWL

You made it!

Event:

For the last week of Compass Kids, we host a competition called the Compass Bowl! We decorate the space with pennant banners, have pom-poms ready for the kids to cheer on their teammates, and host a cookie cake after-party for the winning team.

Preschool & Kinder:

For preschool and kinder, we keep the Compass Bowl fairly simple by setting up stations around the hallways.

Each station has an activity to do and a portion of the memory verse taped to the wall. When classes arrive at each station, they play a simplified version of a game from earlier in the semester (pogo-stick relay, hide-and-seek, etc.) or a fun new activity (crawling through a play tunnel, playing "The Floor is Lava," etc.). Once they complete the activity, they recite that piece of the verse together before they move on to the next one. We stagger the start-times so the classes aren't all at the same station. Once they finish all the stations, their last stop is a dance party where we play the full memory verse song, their class sings it together, and their teachers pop colorful confetti cannons!

1st-5th grades:

For older classes, the Compass Bowl is a competition! Feel free to pair up multiple grades or divide by gender to make more even team sizes.

Within each team, we divide the kids into two groups (green and blue) and mark them by putting on a color-coded bracelet. We recommend 4-6 rounds, alternating between the two green groups competing and the two blue groups competing. While one half of their team competes, the other half cheers for them with the pom-poms!

Because we only do 4-6 rounds, each game covers 2-3 weeks of the memory verse. We try to pick games that work well in a competition setting! Some of their favorites in the past have been the pogo stick relay, hide-and-seek, and the ping-pong relay.

COMPASS BOWL

Proverbs 3:1-12

After all the rounds are complete, we have each team recite the memory verse without any music or help from adults as the tie-breaker! If there's already a clear winner, you can skip this step. At the end of the night, everyone sings the memory verse as loud as they can with the music and we have their leaders pop colorful confetti cannons to celebrate!



Teaching Visuals

Proverbs 3:1-12

My son, do not forget my teaching, but let your heart keep my commandments, for length of days and years of life and peace they will add to you.

Let not steadfast love and faithfulness forsake you; bind them around your neck; write them on the tablet of your heart. So you will find favor and good success in the sight of God and man.

Trust in the Lord with all your heart, and do not lean on your own understanding. In all your ways acknowledge him, and he will make straight your paths. Be not wise in your own eyes; fear the Lord, and turn away from evil. It will be healing to your flesh and refreshment to your bones.

Honor the Lord with your wealth and with the firstfruits of all your produce; then your barns will be filled with plenty, and your vats will be bursting with wine.

My son, do not despise the Lord's discipline or be weary of his reproof, for the Lord reproves him whom he loves, as a father the son in whom he delights.