



# Compass Kids

**Philippians 2:1-11**

# INTRODUCTION

---

## Philippians 2:1-11

### Purpose:

Compass Kids partners with families to disciple their children through Bible comprehension and memorization.

Each semester, the Compass Kids curriculum will guide children through learning a mid-sized passage of scripture. They'll memorize a new piece each week through auditory, visual, and kinesthetic activities, building up to recitation of the whole passage. As they learn God's Word, our hope is salvation for those who are not yet believers and sanctification for those who are.

Philippians 2:1-11 was put to song by Northway Collective: Kids and is available on all streaming platforms. Click [here](#) to listen on Spotify.

### Philippians 2:1-11:

Every passage we select is chosen with prayer and careful thought. Philippians 2:1-11 illustrates the humility of Christ and calls believers to live likewise. The three main ideas we emphasize in this curriculum are: God's People Serve Others (v. 1-4), Jesus Saves God's People (v. 5-8), and God's People Worship Jesus (v. 9-11).

### Materials:

Included you'll find 11 weeks of content, followed by a final celebration and competition we've called the Compass Bowl!

Each week includes the following materials:

- **Curriculum Overview:** a guide for small group leaders to follow as they lead their class. It includes instructions for an opening activity, the memory verse folders, a game, and any helpful definitions.
- **Large Group:** a manuscript for the teacher leading the large group time, including suggested hand motions and a summary of main ideas.
- **Small Group:** a guide for small group leaders to discuss each week's lesson with their class, including extra open-ended questions for older grades.



# INTRODUCTION

---

## Philippians 2:1-11

- **Folders:** a weekly print-out to give to each child. On it, you'll find that week's portion of the memory verse and a blank space for writing it out or drawing an interpretation of it. We hole-punched these and placed them in a folder with brads for each child.
- **Music:** a guide for teaching the verse with musical props, including recommended supplies, rules, and activities. Preschool classes can do this in lieu of or in addition to the weekly games.
- **Icons:** three simple icons to represent the key truths: God's People Serve Others, Jesus Saves God's People, and God's People Worship Jesus. We printed these on foam boards and made digital slides for large group teaching!

### Suggested Schedule

Our program ran from 6:00-7:20PM (doors open at 5:45), and we provided dinner for each child. Here are the schedules we followed for preschool and elementary.

#### Preschool Schedule

6:00 – Opening activity  
6:10 – Large group  
6:30 – Dinner and folders  
6:45 – Music time  
7:00 – Game/free time

#### Elementary Schedule

6:00 – Dinner and opening activity  
6:10 – Large group  
6:30 – Small group and folders  
7:00 – Game



# MUSIC TIME

---

## Philippians 2:1-11

We recommend having a variety of musical instruments or props and rotating through the list, pulling out one type of prop per week. Here are some options to consider:

- Egg shakers
- Ribbons
- Colorful handkerchiefs
- Bells
- Rhythm sticks
- Tambourines
- Drums
- Maracas
- Triangles
- Tick-tock blocks

Here's a suggested schedule for music time:

- **Rules:** Each week, talk about class expectations and clarify that kids will lose their instruments if they do not follow the rules below:
  - We use listening ears when the teacher is talking.
  - We keep our hands & instruments to ourselves.
  - We stop when the teacher says, "freeze!"
- **Practice:** Lead kids through a few practice rounds with the instruments or props.
  - Start by practicing basic patterns and asking them to pause on a certain beat (ex. "one, two, three, PAUSE" or "one, PAUSE, two, PAUSE").
  - You can also have them follow the beat for the "Tap Our Sticks" song below, changing the lyrics to fit that week's prop:  
"This is the way we tap our sticks,  
Tap our sticks, tap our sticks.  
This is the way we tap our sticks,  
When we're in our class."
- **Verse:** Read the verse for the day out loud. Then, have the class sing it together with their instruments or props. You can do this with or without the music on in the background. Here are a few ideas to mix it up:
  - Sing in slow motion, a whisper, or a silly voice (baby, cowboy, robot, etc.).
  - March in a circle or follow the leader while you sing.
  - Have them tap or shake their instruments on a certain keyword.
  - Establish a rhythm with their instruments, then say the verse to that tune.
  - Play freeze dance with the music.



**Week #1**

# CURRICULUM OVERVIEW

---

Philippians 2:1

**“So if there is any encouragement in Christ, any comfort from love, any participation in the Spirit, any affection and sympathy...”**

## Opening Activity:

Get to know the kids in your class and let them decorate the front of their folders with stickers!

## Memory Verse Folders:

Pass out a folder to each child and explain that as we learn a new verse each week, they'll have a chance to draw or write it out.

## Memory Verse Activity: Stepping Mats or Matching Game

1. Stepping mats: Write a word or phrase from the verse on each stepping mat. Place the mats out in the room, close enough that the kids can step or jump from one to another. Ask each child to walk/jump on the mats in order as they say the verse out loud.
2. Matching game: Create two sets of matching cards with a word or phrase from the verse on each card. Turn the cards upside down and have the class take turns flipping two cards over at a time until they've found all the matching cards and placed them in order.

\*Preschool modification: Include a color or picture on the matching cards for preschool classes (i.e. yellow star, green circle, etc.) and have the teachers arrange the cards in order once they've found all the matches!

## Helpful Definitions:

“Encouragement” – giving support, confidence, or hope

“Participation” – to take part or be connected to something

“Affection and sympathy” – love and care




# VERSE

---

“So if there is any encouragement in Christ,  
any comfort from love, any participation in  
the Spirit, any affection and sympathy...”

Philippians 2:1-11



# LARGE GROUP

---

## Philippians 2:1

### Passage:

"So if there is any encouragement in Christ, any comfort from love, any participation in the Spirit, any affection and sympathy..."

### Hand Motions:

- "So if there is any" – sign language for "any"
- "encouragement in Christ" – sign language for "encourage"
- "any comfort from love" – sign language for "love"
- "any participation in the Spirit" – sign language for "Spirit"
- "any affection and sympathy" – sign language for "sympathy"

### Teaching:

Welcome to Compass Kids! This semester we will be memorizing Philippians 2:1-11.

Philippians is a letter written by Paul about 30 years after Jesus rose from the dead and went back to heaven (point to the empty tomb on the God's Big Story Timeline). Paul used to have a heart that was sick with sin, so he hurt people who loved and trusted Jesus. Paul was a sinner, but Jesus came to save sinners! God gave Paul a new, healthy heart, and instead of hurting others, he wanted to help them share the good news about Jesus.

One way that Paul helped share the good news was by writing letters. Philippians is a letter Paul wrote to the church in Philippi. A church is a group of people who meet together to worship God, proclaim the gospel, and care for one another. Paul loved the church in Philippi, and he had some important things to tell them.

You and I live in Dallas (insert your own city), not Philippi, but still we have a lot to learn from Paul's letter because it's part of the Bible. The Bible is God's True Word— it is from God and about God. Every part of the Bible helps us know what God is like and how He wants us to live.

Paul's letter to the Philippians is all about finding real joy by loving and obeying



# LARGE GROUP

---

## Philippians 2:1

God. In chapter 2 (what we'll learn together), he tells them three main truths:  
(show icons)

1. God's People Serve Others
2. Jesus Saves God's People
3. God's People Worship Jesus

Today we're going to learn verse 1, which sets the stage for everything else we're going to learn. Paul starts with a big if: "If there is any encouragement in Christ, any comfort from love, any participation in the Spirit, any affection and sympathy..."

That's a long list, but we can make it simpler. He's really asking one big question: is God good? And the answer to that is... **Yes!**

Yes, God is SO good! Believers know that God is good because everything in that list is true for them! Believers have encouragement in Christ, meaning that they have confidence and hope because of Jesus. They have comfort from love, meaning that God the Father will always love them, even when life is hard or scary. They have participation with the Spirit, meaning that the Holy Spirit, the Helper, will always be there to help and guide them. No matter what happens, believers have God's encouragement, love, and help.

So asking if God is good should be as obvious as asking: "is the sky blue or is candy sweet?" The answer is: of course! Absolutely! Since God is so good, we should love and obey Him. That is what the rest of Philippians 2 is all about.

### Summary:

- **Philippians is a letter from Paul to the church in Philippi.**
- **Philippians is in the Bible, and the Bible is God's True Word.**
- **Since God is good, we should love and obey Him.**



# SMALL GROUP

---

Philippians 2:1

**“So if there is any encouragement in Christ, any comfort from love, any participation in the Spirit, any affection and sympathy...”**

## 1. Who wrote the book of Philippians? What do you know about him?

Paul wrote Philippians. Paul used to have a heart that was sick with sin, so he hurt people who loved and trusted Jesus. God gave Paul a new heart, and instead of hurting others, he wanted to help them share the good news about Jesus.

## 2. Who did Paul write Philippians to?

The church in Philippi

## 3. What is a church?

A group of people who meet together to worship God, proclaim the gospel, and care for one another.

## 4. Why should we read Philippians?

Because it's part of the Bible, God's True Word!

## 5. What are some ways that God is good to His children?

He gives them encouragement, comfort, affection, etc.

\*Deeper discussion for older classes: Find Psalm 23 in your Bibles and read it out loud. What are some ways God shows His love in this passage? Are any of those similar to what Paul mentions in Philippians 2:1? How has He shown His goodness in your life?

### Summary:

- Philippians is a letter from Paul to the church in Philippi.
- Philippians is in the Bible, and the Bible is God's True Word.
- Since God is good, we should love and obey Him.





**Week #2**

# CURRICULUM OVERVIEW

---

## Philippians 2:2

**“Complete my joy by being of the same mind, having the same love, being in full accord and of one mind.”**

### Opening Activity: Stepping Mats or Matching Game

1. Stepping mats: Write a word or phrase from the verse on each stepping mat. Place the mats out in the room, close enough that the kids can step or jump from one to another. Ask each child to walk/jump on the mats in order as they say the verse out loud.
2. Matching game: Create two sets of matching cards with a word or phrase from the verse on each card. Turn the cards upside down and have the class take turns flipping two cards over at a time until they've found all the matching cards and placed them in order.

\*Preschool modification: Include a color or picture on the matching cards for preschool classes (i.e. yellow star, green circle, etc.) and have the teachers arrange the cards in order once they've found all the matches!

### Memory Verse Folders:

Pass out a folder to each child and explain that as we learn a new verse each week, they'll have a chance to draw it or write it out.

### Memory Verse Activity: Bouncy Ball Relay

1. Write a word or phrase from the verse onto each popsicle stick.
2. Set the popsicles sticks on one side of the room and line kids up on the other side.
3. Let the kids take turns hopping on a bouncy ball to grab a popsicle stick and bring it back to their team.
4. Once all the popsicle sticks are back, work together to sort them in the right order. Older classes can turn this into competition between two teams to see who finishes first!

\*Preschool modification: Number the popsicle sticks to help the class put them in the right order. Instead of using bouncy balls, you can hide the popsicle sticks around the classroom and have the class find them together or you can do a simplified relay (tip-toes, crawling, hopping, etc.).

### Helpful Definitions:


“Full accord” – connection, harmony, unity

# VERSE

---

“Complete my joy by being of the same mind, having the same love, being in full accord and of one mind.”

Philippians 2:2



# LARGE GROUP

---

## Philippians 2:2

### Passage:

"Complete my joy by being of the same mind, having the same love, being in full accord and of one mind."

### Hand Motions:

- "complete my joy" – sign language for "joy"
- "by being of the same mind" – sign language for "same" and then point to mind
- "having the same love" – sign language for "same" and then "love"
- "being in full accord" – sign language for "unity/cooperation"
- "and of one mind" – hold up 1 finger then point to mind

### Teaching:

Last week we started learning Philippians 2:1-11. We learned that Paul wrote this letter to the church in Philippi because he wanted them to know that loving and obeying God brings real joy.

We also memorized the first verse, which includes a big IF that is really asking: "is God good?" The answer to that is... **yes!** So since God is good, how should we respond? We respond by loving and obeying Him, not to earn His forgiveness but because we know that obedience brings joy. That's what the rest of these verses are all about.

For the next three weeks, we're going to focus on how **God's People Serve Others!** (show icon) Paul starts by telling the church in Philippi to "be of the same mind" and "have the same love."

Raise your hand if you've ever seen a soccer game before. I'm sure a lot of you have! Most sports are played on teams. A team is a group of people who have one shared mission.

What is the mission of a soccer team? **To get the ball into the goal!** Yes! Everyone on the team plays a different position. The goalie focuses on protecting the net from the other team. The kickers focus on moving the ball

# LARGE GROUP

---

## Philippians 2:2

and scoring points. But everyone on the team is focused on the same goal and using their skills to help the team succeed. And what happens when the team wins the game? Everyone on the team celebrates together!! That's an example of having the same mind and same love.

The church is a team too! Everyone who loves and trusts Jesus belongs to the same team.

Just like on a soccer team, everyone in the church plays a different position. People have different talents and skills, and they may not always agree with each other. But everyone in the church should be focused on the same goal: telling the world that Jesus came to save sinners. And when someone loves and trusts Jesus for the first time, everyone in the church should celebrate together!! That is what it means to have the same mind and same love.

It's really cool to watch a soccer team work together. Instead of focusing only on themselves, each player has to look around to see what their team needs to get the ball into the goal. And when that team wins the game, it is so fun to celebrate with them!

When people in the church work together, it is even more amazing to see. Instead of focusing only on themselves, every believer has to look around and serve others. Paul says that seeing this brings him joy! It is fun to celebrate when believers love and obey God by working together. **God's people serve others** as a team.

### Summary:

- Paul tells the church to have the same mind and same love.
- Everyone in the church should have the same goal: obeying God and telling the world that Jesus came to save sinners.
- God's people serve others as a team.



# SMALL GROUP

---

Philippians 2:2

**“Complete my joy by being of the same mind, having the same love, being in full accord and of one mind.”**

**1. Who wrote the book of Philippians? Who did he write it to?**

Paul; the church in Philippi.

**2. We used soccer as an example of teamwork in the lesson. Can you name some other examples of people working on a team?**

Families, football teams, bands, etc.

**3. How is the church supposed to be like a team?**

Just like on a team, everyone in the church has different talents and skills, and they may not always agree with each other. But everyone in the church should be focused on the same goal!

**4. What goal should the church focus on?**

Telling the world that Jesus came to save sinners.

**5. How does Paul feel when he sees the church working together? How should it make us feel?**

It brings him joy, and it should bring us joy too!!

\*Deeper discussion for older classes: Find 1 Peter 3:8 in your Bibles and read it out loud. How are Peter's instructions similar to this week's verse? What makes working together as a team challenging? How have you seen the church work as a team?\*

**Summary:**

- Paul tells the church to have the same mind and same love.
- Everyone in the church should have the same goal: obeying God and telling the world that Jesus came to save sinners.
- God's people serve others as a team.



**Week #2**





**Week #3**

# CURRICULUM OVERVIEW

---

Philippians 2:3

**“Do nothing from selfish ambition or conceit, but in humility count others more significant than yourselves.”**

## Opening Activity: Bouncy Ball Relay

1. Write a word or phrase from the verse onto each popsicle stick.
2. Set the popsicle sticks on one side of the room and line kids up on the other side.
3. Let the kids take turns hopping on a bouncy ball to grab a popsicle stick and bring it back to their team.
4. Once all the popsicle sticks are back, work together to sort them in the right order. Older classes can turn this into competition between two teams to see who finishes first!

\*Preschool modification: Number the popsicle sticks to help the class put them in the right order. Instead of using bouncy balls, you can hide the popsicle sticks around the classroom and have the class find them together or you can do a simplified relay (tip-toes, crawling, hopping, etc.).

## Memory Verse Folders:

Pass out a folder to each child and explain that as we learn a new verse each week, they'll have a chance to draw it or write it out.

## Memory Verse Activity: Cupstack

1. Write a word or phrase from the verse on each plastic cup.
2. Have kids work together to stack the cups
3. To make this more challenging, hide the cups around the room or add a relay element!

\*Preschool modification: Number the cups or use a set of nesting cups to make stacking in the correct order easier.

## Helpful Definitions:

“Selfish ambition” – focusing on what would make you happy instead of what is best for others


“Conceit” – thinking that you are better or more important than other people

# VERSE

---

“Do nothing from selfish ambition or conceit,  
but in humility count others more significant  
than yourselves.”

Philippians 2:3



# LARGE GROUP

---

Philippians 2:3

## Passage:

“Do nothing from selfish ambition or conceit, but in humility count others more significant than yourselves.”

## Hand Motions:

- “Do nothing” – sign language for “nothing”
- “from selfish ambition” – sign language for “ambitious”
- “or conceit” – sign language for “conceited”
- “but in humility” – sign language for “humility”
- “count others” – sign language for “other”
- “more significant” – sign language for “more”
- “than yourselves” – point to “self”

## Teaching:

Last week, we began learning the first main idea of Philippians 2: **God’s People Serve Others**. (show icon) We talked about how God’s people are a team, so believers should work together!

This week, we’re going to talk about two things that divide the team: selfishness and conceit. Selfishness means focusing on what would make you happy instead of what is best for others. Conceit means thinking that you are better or more important than other people. The opposite of selfishness and conceit is humility. Humility is being happy to take the lowest place. Humility means recognizing that you’re not more important than others.

Since we talked about soccer last week, I’m going to give you an example of what these words mean by telling you about two different soccer players. \*show teaching visual to preschool\* When I’m done, I’m going to ask you which one was selfish and conceited and which one was humble.

The first soccer player was named Oliver. Oliver was really strong. He could run super fast, jump super high, and kick super hard. Oliver knew he was good at soccer, and he wanted everyone else to know he was good too. Instead of thinking about what would help the team, Oliver thought about what would

# LARGE GROUP

---

## Philippians 2:3

make him look the best. He was rude to his teammates and he always stole the ball so he could kick the winning goal. More than anything else, he wanted all the fans to cheer and clap for him.

The second soccer player was named Alex. Alex was also really strong. Alex could also run super fast, jump super high, and kick super hard. Alex knew he was good at soccer, but he didn't focus on himself. Instead, Alex focused on how hard his teammates worked and tried to encourage them. If someone else was closer to the goal, Alex passed the ball to them so they could kick the winning shot. Alex cared less about the fans cheering for him and more about helping his team win the game.

So which soccer player was selfish and conceited: Oliver or Alex? **Oliver.** That's right! Oliver thought he was better than everyone else and only cared about what made him look good. Which soccer player was humble: Oliver or Alex? **Alex.**

It's easy to hear a story like that and think, "Ugh, Oliver is the WORST!! I would never be selfish and conceited like that." But the truth is that all of us are like Oliver. We all like to focus on ourselves and believe that we're the best, and that's because all of us are sinners. Even though we were made to work together, our selfishness is distracting. When we think and act like Oliver, we aren't focused on anyone but ourselves.

The good news is that Jesus came to save sinners. Jesus is the only one who can take our hearts that are sick with sin and give us new, healthy hearts. Jesus helps us see that we're not the most important— He is! Instead of being distracted by selfishness and conceit, **God's People Serve Others.**

### Summary:

- **Selfishness and conceit divide God's people.**
- **The opposite of selfishness and conceit is humility.**
- **Jesus is the only one who can take our hearts that are sick with sin and give us new, healthy hearts that serve others.**



# SMALL GROUP

---

Philippians 2:3

**“Do nothing from selfish ambition or conceit, but in humility count others more significant than yourselves.”**

**1. What was our main idea today?**

God's people serve others.

**2. What two things can divide the church's team?**

Selfishness and conceit.

**3. What does it mean to be selfish? What does it mean to be conceited?**

Selfishness means focusing on what would make you happy instead of what is best for others. Conceit means thinking that you are better or more important than other people.

**4. What is the opposite of being conceited?**

Being humble.

**5. How can we stop being selfish and conceited? Can we do that on our own?**

Jesus is the only one who can take our hearts that are sick with sin and give us new, healthy hearts. We can't do this on our own!

\*Deeper discussion for older classes: Find 1 Corinthians 13:4-7 in your Bibles and read it out loud. Who in your life has been an example of that kind of love? How is love different from selfishness? Why does selfishness make it hard for the church to work as a team?\*

**Summary:**

- Selfishness and conceit divide God's people.
- The opposite of selfishness and conceit is humility.
- Jesus is the only one who can take our hearts that are sick with sin and give us new, healthy hearts that serve others.





**Week #4**

# CURRICULUM OVERVIEW

---

Philippians 2:4

**“Let each of you look not only to his own interests, but also to the interests of others.”**

## Opening Activity: Cupstack

1. Write a word or phrase from the verse on each plastic cup.
2. Have kids work together to stack the cups
3. To make this more challenging, hide the cups around the room or add a relay element!

\*Preschool modification: Number the cups or use a set of nesting cups to make stacking in the correct order easier.

## Memory Verse Folders:

Pass out a folder to each child and explain that as we learn a new verse each week, they'll have a chance to draw it or write it out in their folders.

## Memory Verse Activity: Hide-and-Seek

1. Write a word or phrase from the verse on each index card. Repeat with another set of cards and mark with a different symbol or color to differentiate between the two copies.
2. Hide the sets of cards around the classroom and send kids out in two teams to find them!
3. Once they're all found, have teams work together to arrange them in the correct order.

\*Preschool modification: number the cards to make sorting in the correct order easier and have the whole class work together as one team.

## Helpful Definitions:

“Interests” – what someone cares about or is important to them




# VERSE

---

“Let each of you look not only to his own interests, but also to the interests of others.”

Philippians 2:4



# LARGE GROUP

---

## Philippians 2:4

### Passage:

"Let each of you look not only to his own interests, but also to the interests of others."

### Hand Motions:

- "Let each of you" – sign language for "each"
- "look not only" – sign language for "look"
- "to his own" – sign language for "own"
- "interests" – sign language for "interest"
- "but also" – sign language for "also"
- "to the interests" – sign language for "interest"
- "of others" – sign language for "other"

### Teaching:

For the past two weeks, our main idea has been: **God's People Serve Others**. That's exactly what our verse today is all about!

Paul begins by telling his friends in the Philippian church to stop "looking only to [their] own interests." What does it mean to only look to your own interests? Well, let's think about how many times a day you think about yourself:

*\*pick examples that best fit the age of your class\**

- When you wake up, you probably think about what you'd like to eat for breakfast and complain if your parents make something different.
- When you get to school, you think about how you can make the teacher proud of you.
- When it's time to play with friends, you think about what game you would enjoy the most.
- When someone asks to sit by you at lunch, you think about whether they would make you seem cool or not.
- When you're in a conversation, you only bring up topics that you and your friends like and know a lot about.
- When your brother or sister asks you to share a toy, you get upset because you wanted to keep playing with it.
- When your parents tell you to clean your room, you feel frustrated because it isn't what you want to do with your time.

Most of us go through our day with a big Me Mirror right in front of our face. **Hold up a handheld**

# LARGE GROUP

---

## Philippians 2:4

mirror in front of you, with the word **ME** taped on the back. What do you see when you look in a mirror? **Yourself!** When you have the Me Mirror in front of you, all you can see is what would make you feel happy or comfortable. You can't see the people in front of you! If something sounds hard or annoying, you don't want to do it! If you have something amazing, you don't want to share it!

Paul is telling his friends in Philippi to stop holding the Me Mirror. Focusing only on yourself is selfish and conceited, just like we learned about last week. Instead, he tells them that they should ask God to help them set the mirror down and focus on others.

How would this change the way we treat others? Let's go back through the examples from earlier, but this time, let's look at them with the Me Mirror set down:

- Instead of complaining about what you wanted for breakfast, you thank your parents for buying groceries and taking care of you.
- Instead of thinking about how you can make your teacher proud, you notice how hard everyone else in your class is working and encourage them.
- Instead of always picking the game you like best, you ask your friends what they would enjoy.
- Instead of thinking about whether you would look cool by letting someone sit by you, you think about how to help them feel included.
- Instead of picking conversation topics that you and your friends know a lot about, you bring up topics that everyone can contribute to.
- Instead of getting upset when your brother or sister asks for your toy, you let them have a turn because you want them to have fun with it too.
- Instead of feeling frustrated that you have to make your bed, you think about how to respect your parents because you love them.

The situation didn't change, but the focus did! When we set down the Me Mirror, we're able to notice the people around us and find ways to serve them.

On our own, we're stuck holding the Me Mirror because our hearts are sick with sin. But Jesus came to save sinners!! Jesus is the only one who can give us new hearts and help us put the Me Mirror away. With His help, **God's People Serve Others.**

### Summary:

- **When we focus on ourselves, we aren't able to notice or serve others.**
- **Jesus is the only one who can give us new hearts and put the Me Mirror away.**
- **With Jesus' help, God's people serve others.**



# SMALL GROUP

---

Philippians 2:4

**“Let each of you look not only to his own interests, but also to the interests of others.”**

**1. What was our main idea today?**

God's people serve others.

**2. What does it mean to look to your own interests?**

Only thinking about yourself and what sounds good to you. Holding up the “Me Mirror.”

**3. What are some examples of times that you've held the Me Mirror?**

(Share some of your own experiences as a leader)

**4. What would have been different in that situation if you weren't thinking only about yourself?**

(Share some of your own experiences as a leader)

**5. How can we get rid of the Me Mirror?**

On our own, we're stuck holding the Me Mirror because our hearts are sick with sin. But Jesus came to save sinners!! Jesus is the only one who can give us new hearts and help us put the Me Mirror away.

\*Deeper discussion for older classes: Find Romans 12:9-18 in your Bibles and read it out loud. What would it look like to outdo one another in honor? What are ways that you could practice that even in this small group? What are ways you could practice that at home?\*

**Summary:**

- When we focus on ourselves, we aren't able to notice or serve others.
- Jesus is the only one who can give us new hearts and put the Me Mirror away.
- With Jesus' help, God's people serve others.



**Week #5**

# CURRICULUM OVERVIEW

---

Philippians 2:5

**“Have this mind among yourselves, which is yours in Christ Jesus”**

## Opening Activity: Hide-and-Seek

1. Write a word or phrase from the verse on each index card. Repeat with another set of cards and mark with a different symbol or color to differentiate between the two copies.
2. Hide the sets of cards around the classroom and send kids out in two teams to find them!
3. Once they're all found, have teams work together to arrange them in the correct order.

\*Preschool modification: number the cards to make sorting in the correct order easier and have the whole class work together as one team.

## Memory Verse Folders:

Pass out a folder to each child and explain that as we learn a new verse each week, they'll have a chance to draw it or write it out.

## Memory Verse Activity: Ping-Pong Relay

1. Write a word or phrase from the verse on each ping-pong ball.
2. Set ping-pong balls on one side of the room and a muffin tin and spoon on the other.
3. Have kids split into two teams and compete to bring back all the ping-pong balls on a spoon and then sort them into the right order.

\*Preschool modification: Use colorful ping-pong balls and place a matching piece of paper in each slot of the muffin tin to help kids place them in the correct order. Have the kids work as one team to grab a ping-pong ball, walk it back on the spoon, and then match it to the color in the muffin tin.




# VERSE

---

“Have this mind among yourselves, which  
is yours in Christ Jesus”

Philippians 2:5



# LARGE GROUP

---

Philippians 2:5

## Passage:

"Have this mind among yourselves, which is yours in Christ Jesus"

## Hand Motions:

- "Have this mind" – point to "mind"
- "among yourselves" – sign language for "among"
- "which is yours" – sign language for "yours"
- "in Christ Jesus" – sign language for "Jesus"

## Teaching:

So far, our main idea from Philippians 2 has been: (show icon and have them repeat with you) **God's People Serve Others.**

A few weeks ago, we learned that Paul told his friends in Philippi to "have the same mind and same love." We talked about how the church is a team where everyone should have the same goal: telling the world that Jesus came to save sinners. The church works together to worship God, accomplish the mission, and serve others.

In today's verse, Paul is going to mention the "mind" again for the third time!! How we think is obviously really important. We've already spent a lot of time talking about what kind of mind God's people should have. God's people should be humble instead of selfish. God's people should think about others instead of only thinking about themselves.

But on our own, that is impossible to do!! We are all born with hearts and minds that are sick with sin. We all carry around the Me Mirror and think about ourselves first. We don't have the power we need to love God and serve others.

That's why we need to understand our second main idea from Philippians 2: **\*show icon\* Jesus Saves God's People.** Let's repeat that together: **Jesus Saves God's People.**

Paul starts with a command: "have this mind among yourselves." But the





# LARGE GROUP

---

## Philippians 2:5

second part is just as important: “which is yours in Christ Jesus.” The only way people can have a mind that is humble and happy to serve is because of Jesus!!

Over the next few weeks, we’re going to talk about God’s big rescue plan. We’re going to look at how Jesus lived, died, rose again, and went back to heaven to save sinners. Because of what Jesus did, anyone who loves and trusts Him can become a believer and a child of God. And when someone loves and trusts Jesus, two amazing things happen.

First, God forgives them for having a heart and mind that are sick with sin. Because Jesus died on the cross, they don’t get the punishment that they deserve! Instead, He forgives them for being selfish and conceited, and He forgives them for holding onto the Me Mirror instead of serving others.

Second, God gives them a new heart and a new mind. Instead of a heart that is sick with sin, they get a new, healthy heart that wants to love and obey God! And instead of a mind that is selfish and conceited, they get a mind that wants to serve like Jesus served.

This doesn’t mean that believers will always love God and serve others perfectly. They still have to fight sin with the help of the Holy Spirit. But believers have new hearts and new minds because **Jesus saves God’s People!** \*show icon\*

### Summary:

- **We are all born with hearts and minds that are sick with sin.**
- **Anyone who loves and trusts Jesus can become a believer.**
- **Believers have new hearts and new minds because Jesus saves God’s People!**



# SMALL GROUP

---

Philippians 2:5

**“Have this mind among yourselves, which is yours in Christ Jesus”**

**1. What was our main idea today?**

Jesus saves God’s people.

**2. What kind of mind should God’s people have (put another way: how are they supposed to think about themselves and the world)?**

God’s people should share the same goal: telling the world that Jesus came to save sinners. God’s people should be humble instead of selfish, and God’s people should think about others instead of only thinking about themselves.

**3. Is it possible to get that kind of mind on our own? Can we make ourselves humble without any help?**

No, the only way people can have a mind that is truly humble and happy to serve is because of Jesus!!

**4. What two things happen when someone loves and trusts Jesus?**

First, God forgives them for having a heart and mind that are sick with sin. Because Jesus died on the cross, they don’t get the punishment that they deserve! Second, God gives them a new heart and a new mind. Instead of a heart that is sick with sin, they get a new, healthy heart that wants to love and obey God! And instead of a mind that is selfish and conceited, they get a mind that wants to serve like Jesus served.

**5. Does this mean that believers will always love God and serve others perfectly?**

No, they still have to fight sin with the help of the Holy Spirit.

\*Deeper discussion for older classes: Find Romans 12:1-2 and Ephesians 4:20-24 in your Bibles and read out loud. These verses were also written by Paul, the same author who wrote Philippians. What do these verses have in common with today’s memory verse? What do they tell us about our minds?\*

**Summary:**

- We are all born with hearts and minds that are sick with sin.
- Anyone who loves and trusts Jesus can become a believer.
- Believers have new hearts and new minds because Jesus saves God’s People!





**Week #6**

# CURRICULUM OVERVIEW

---

Philippians 2:6

**“who, though He was in the form of God, did not count equality with God a thing to be grasped,”**

## Opening Activity: Ping-Pong Relay

1. Write a word or phrase from the verse on each ping-pong ball.
2. Set ping-pong balls on one side of the room and a muffin tin and spoon on the other.
3. Have kids split into two teams and compete to bring back all the ping-pong balls on a spoon and then sort them into the right order.

\*Preschool modification: Use colorful ping-pong balls and place a matching piece of paper in each slot of the muffin tin to help kids place them in the correct order. Have the kids work as one team to grab a ping-pong ball, walk it back on the spoon, and then match it to the color in the muffin tin.

## Memory Verse Folders:

Pass out a folder to each child and explain that as we learn a new verse each week, they'll have a chance to draw it or write it out.

## Memory Verse Activity: Pogo Stick Relay

1. Write a word or phrase from the verse onto each popsicle stick.
2. Set the popsicle sticks on one side of the room and line kids up on the other side.
3. Let the kids take turns hopping on a pogo stick to grab a popsicle stick and bring it back to their team.
4. Once all the popsicle sticks are back, work together to sort them in the right order. Older classes can turn this into competition between two teams to see who finishes first!

\*Preschool modification: Number the popsicle sticks to help the class put them in the right order. Instead of using pogo sticks, you can hide the popsicle sticks around the classroom and have the class find them together or you can do a simplified relay (tip-toes, crawling, hopping, etc.).

## Helpful Definitions:


“Equality” – having the same rights and opportunities

# VERSE

---

“who, though He was in the form of God,  
did not count equality with God a thing to  
be grasped,”

Philippians 2:6



# LARGE GROUP

---

Philippians 2:6

## Passage:

"who, though He was in the form of God, did not count equality with God a thing to be grasped,"

## Hand Motions:

- "who, though He was" – sign language for "though"
- "in the form of" – sign language for "form"
- "God" – sign language for "God"
- "did not" – sign language for "not"
- "count" – sign language for "consider"
- "equality with" – sign language for "equality"
- "God" – sign language for "God"
- "a thing to be grasped" – sign language for "grab"

## Teaching:

We've been learning all about how **Jesus saves God's people!** \*show icon\* Today's verse might sound a little confusing, and that's okay! We're going to explain what it means and why it's a really important part of God's rescue plan.

The big thing you need to know is that Jesus is totally God and totally human. \*emphasize the "totally"s with a fun voice and body language\* Let's say that together since it's so important: **Jesus is totally God and totally human.**

Jesus is totally God. The Bible tells us that God is three-in-one: God the Father, God the Son, and God the Holy Spirit. \*use your fingers to count to three as you say each one\*. Jesus is God the Son.

## Preschool:

What are some things we know about God? Well, we know that God made everything, God is in charge of everything, and God is good! Because Jesus is God, this is all true about Him! Jesus made everything, Jesus is in charge of everything, and Jesus is good!



# LARGE GROUP

---

Philippians 2:6

## Elementary:

What are some things we know about God? *\*prompt with some attributes of God if needed\** Yes, everything that is true about God is true about Jesus!

Because Jesus is God, He deserves what is best! Jesus deserves to sit on His throne in heaven and enjoy glory and worship forever! But God had a rescue plan, so Jesus came to save sinners. Instead of staying in heaven like He deserved, Jesus came to the earth and was born as a baby. Jesus became totally human! What are some things we know about humans? Well, we know that humans get tired, humans get sick, and humans need food and water. When Jesus came to the earth, all of that became true about Him too! Jesus got tired. Jesus got sick. Jesus needed food and water.

**Jesus is totally God and totally human.** Because Jesus is totally God, He deserves what is best! He is worthy of worship and honor. But our verse today says that He didn't "count equality with God a thing to be grasped." Jesus didn't focus on grabbing everything He deserved, even though He could have. Instead, **Jesus came to the earth as a human to accomplish God's big rescue plan and save God's people!** *\*show icon\**

## Summary:

- Jesus is totally God and totally human.
- Because Jesus is God, He deserves what is best.
- Jesus came to the earth to save God's people.



# SMALL GROUP

---

Philippians 2:6

**“who, though He was in the form of God, did not count equality with God a thing to be grasped,”**

**1. What is our main idea for the next few weeks?**

Jesus saves God's people.

**2. What was the big truth to remember from today's lesson?**

*\*say it a few times all together\** Jesus is totally God and totally human.

**3. What are some things we know about God? Are these things true about Jesus?**

*\*Have them list attributes or characteristics of God and then confirm that Jesus IS God, so those things are true about Him.\**

**4. Because Jesus is God, how did He deserve to be treated?**

Jesus deserves what is best! He deserves worship, glory, comfort, attention, and every good thing.

**5. What are some of the hard things about being a human? Did Jesus have to deal with those things?**

Getting tired, getting sick, needing food and water, living with family members, etc. Yes! Jesus is totally human but has never sinned.

**6. Why did Jesus give up what He deserved?**

Jesus came to the earth to accomplish God's big rescue plan and save God's people!

*\*Deeper discussion for older classes: Find Colossians 1:15-20 in your Bibles and read out loud as a class. How do these verses describe Jesus? According to these verses, what does Jesus have power over? Did Jesus stop having that power when He came to the earth as a human? (answer: no, Jesus is totally God and totally human)\**

**Summary:**

- Jesus is totally God and totally human.
- Because Jesus is God, He deserves what is best.
- Jesus came to the earth to save God's people.







**Week #7**

# CURRICULUM OVERVIEW

---

Philippians 2:7

**“but emptied Himself, by taking the form of a servant,  
being born in the likeness of men.”**

## Opening Activity: Pogo Stick Relay

1. Write a word or phrase from the verse onto each popsicle stick.
2. Set the popsicle sticks on one side of the room and line kids up on the other side.
3. Let the kids take turns hopping on a pogo stick to grab a popsicle stick and bring it back to their team.
4. Once all the popsicle sticks are back, work together to sort them in the right order. Older classes can turn this into competition between two teams to see who finishes first!

\*Preschool modification: Number the popsicle sticks to help the class put them in the right order. Instead of using pogo sticks, you can hide the popsicle sticks around the classroom and have the class find them together or you can do a simplified relay (tip-toes, crawling, hopping, etc.).

## Memory Verse Folders:

Pass out a folder to each child and explain that as we learn a new verse each week, they'll have a chance to write it out or draw it in their journals.

## Memory Verse Activity: Stepping Mats or Matching Game

1. Stepping mats: Write a word or phrase from the verse on each stepping mat. Place the mats out in the room, close enough that the kids can step or jump from one to another. Ask each child to walk/jump on the mats in order as they say the verse out loud.
2. Matching game: Create two sets of matching cards with a word or phrase from the verse on each card, along with a color or picture for preschool classes (i.e. yellow star, green circle, etc.). Turn the cards upside down and have the class take turns flipping two cards over at a time until they've found all the matching cards. Older classes can arrange the cards in order!

## Helpful Definitions:


“Likeness” - being or looking the same

# VERSE

---

“but emptied Himself, by taking the form of a servant, being born in the likeness of men.”

Philippians 2:7



# LARGE GROUP

---

Philippians 2:7

## Passage:

"but emptied Himself, by taking the form of a servant, being born in the likeness of men."

## Hand Motions:

- "but emptied Himself" – sign language for "empty"
- "by taking the form" – sign language for "form"
- "of a servant" – sign language for "servant"
- "being born" – sign language for "born"
- "in the likeness of men" – sign language for "man"

## Teaching:

We've been talking about God's big rescue plan and how **Jesus saves God's People!** \*show icon\*

Last week we learned that **Jesus is totally God and totally human**. Because Jesus is God, everything that is true about God is true about Him! He made everything, He's in charge of everything, and He is good. Because Jesus is God, He deserves what is best!

But instead of staying in heaven and enjoying all the worship and glory He deserved, Jesus came to the earth as a baby. That's what this verse means when it says He was "born in the likeness of men." Jesus was born as a normal, human baby! Jesus cried, Jesus needed to eat, and Jesus got tired. He could have stayed in heaven where He didn't need anything, but Jesus gave up what He deserved to accomplish God's rescue plan.

Jesus didn't stay a baby. Jesus grew up and got older! When Jesus was a kid, He was still totally God and totally human. When Jesus was a teenager, He was still totally God and totally human. When Jesus was an adult— you guessed it— He was still totally God and totally human. For His whole life, Jesus deserved what was best but experienced all the hard things about being a human instead. He got tired, sick, and hungry, just like we do.

# LARGE GROUP

---

## Philippians 2:7

**\*show teaching visual to preschool\*** Because Jesus is God, He could have insisted that everyone treat Him like a king while He was here on earth. He could have ridden in a big, gold chariot so He wouldn't have to walk. He could have asked for the fanciest, most delicious food at dinner. He could have made everyone bow down at His feet when He entered the room. He would have deserved all of that and more!

But Jesus didn't do that. Our verse today says that He "emptied Himself" and took "the form of a servant."

Instead of riding in a big, gold chariot, Jesus walked from town to town so He could heal the sick. Instead of asking for the fanciest, most delicious food, Jesus ate dinner with the poor and the lonely. He even fasted from all food for 40 days so He could pray. Instead of making everyone bow down when He entered the room, He knelt down to wash the disciples' feet.

Remember the Me Mirror we talked about a few weeks ago? Well, Jesus was the only person who has ever deserved to hold a Me Mirror. Because Jesus is God, He deserves all the attention, praise, and glory! But even though He deserved all the riches, He spent His time with the poor. Instead of focusing on what would make Himself comfortable, Jesus focused on accomplishing God's mission. Jesus was humble. That's what this verse means when it says that "He emptied Himself, taking the form of a servant." **Jesus gave up what He deserved to save God's people.** **\*show icon\***

### Summary:

- **Because Jesus is God, He deserves what is best!**
- **Even though He is the King, He took the place of a servant.**
- **Jesus gave up what He deserved to save God's people.**

# SMALL GROUP

---

Philippians 2:7

**“but emptied Himself, by taking the form of a servant, being born in the likeness of men.”**

**1. What is our main idea for the next few weeks?**

Jesus saves God’s people.

**2. What was the big truth we learned last week?**

*\*say it a few times all together\** Jesus is totally God and totally human.

**3. What does it mean that Jesus was “born in the likeness of men”?**

It means that Jesus was born as a normal, human baby. Jesus cried, Jesus needed to eat, and Jesus got tired. Jesus grew up into a teenager and then an adult and continued to experience all the hard things about being a human. He got tired, sick, and hungry, just like we do.

**4. How did Jesus deserve to be treated on the earth? What could He have asked His friends to do for Him?**

Because Jesus is God, He could have insisted that everyone treat Him like a king while He was here on earth. He could have asked for anything He wanted!

**5. What does it mean that Jesus “emptied Himself” and “took the form of a servant?”**

Instead of focusing on what would make Himself comfortable, Jesus focused on serving others and accomplishing God’s mission. Jesus was humble.

*\*Deeper discussion for older classes: Find John 13:1-7 in your Bibles and read it out loud. What happened in this story? How did Jesus deserve to be treated at His last supper? How did He respond instead? How would it feel to wash the feet of people who were about to betray you?\**

**Summary:**

- **Because Jesus is God, He deserves what is best!**
- **Even though He is the King, He took the place of a servant.**
- **Jesus gave up what He deserved to save God’s people.**





**Week #8**

# CURRICULUM OVERVIEW

---

Philippians 2:8

**“And being found in human form, He humbled Himself by becoming obedient to the point of death, even death on a cross.”**

## Opening Activity: Stepping Mats or Matching Game

1. Stepping mats: Write a word or phrase from the verse on each stepping mat. Place the mats out in the room, close enough that the kids can step or jump from one to another. Ask each child to walk/jump on the mats in order as they say the verse out loud.
2. Matching game: Create two sets of matching cards with a word or phrase from the verse on each card. Turn the cards upside down and have the class take turns flipping two cards over at a time until they've found all the matching cards and placed them in order.

\*Preschool modification: Include a color or picture on the matching cards for preschool classes (i.e. yellow star, green circle, etc.) and have the teachers arrange the cards in order once they've found all the matches!

## Memory Verse Folders:

Pass out a folder to each child and explain that as we learn a new verse each week, they'll have a chance to write it out or draw it in their journals.

## Memory Verse Activity: Bouncy Ball Relay

1. Write a word or phrase from the verse onto each popsicle stick.
2. Set the popsicle sticks on one side of the room and line kids up on the other side.
3. Let the kids take turns hopping on a bouncy ball to grab a popsicle stick and bring it back to their team.
4. Once all the popsicle sticks are back, work together to sort them in the right order. Older classes can turn this into competition between two teams to see who finishes first!

\*Preschool modification: Number the popsicle sticks to help the class put them in the right order. Instead of using bouncy balls, you can hide the popsicle sticks around the classroom and have the class find them together or you can do a simplified relay (tip-toes, crawling, hopping, etc.).

## Helpful Definitions:

“Humbled” - taking the lowest place






# VERSE

---

“And being found in human form, He humbled Himself by becoming obedient to the point of death, even death on a cross.”

Philippians 2:8



# LARGE GROUP

---

Philippians 2:8

## Passage:

"And being found in human form, He humbled Himself by becoming obedient to the point of death, even death on a cross."

## Hand Motions:

- "And being found" -
- "in human form" - sign language for "human"
- "He humbled Himself" - sign language for "humble"
- "by becoming obedient" - sign language for "obedient"
- "to the point of death" - sign language for "death"
- "even death" - repeat sign language for "death"
- "on a cross" - sign language for "cross"

## Teaching:

Our main idea the past few weeks has been: **Jesus saves God's people!**  
\*show icon\*

We've learned that **Jesus is totally God and totally human**. Because Jesus is God, He deserves what is best. But Jesus gave up what He deserved to come to the earth, be born as a baby, and experience all of the hard things about being a human. He could have insisted that people treat Him like a king, but instead He took the place of a servant. He healed the sick, ate with the poor, and washed His disciples' feet.

Jesus lived like a servant, but He also died like a servant. Our verse says that "He humbled Himself by becoming obedient to the point of death, even death on a cross."

## Preschool:

Why did Jesus die on the cross? **Jesus died to save God's people**. Because of their sin, they were separated from God. And there is nothing better than being with God!! Jesus died to take the punishment God's children deserved so they could live with God forever!



# LARGE GROUP

---

Philippians 2:8

## Elementary:

Death is the punishment for sin, but Jesus never sinned. Jesus never lied, cheated, or hurt anyone. Jesus was never rude or selfish. Jesus lived a perfect life. Because Jesus is perfect, He is the only person who never deserved to die.

So why did Jesus die on the cross, even though He didn't deserve it? **Jesus died to save God's people.** \*show icon\* God sent Jesus to rescue His people by taking their punishment, and Jesus obeyed. Because Jesus died on the cross, anyone who loves and trusts Him is forgiven and does not receive the punishment they deserve! Instead, they can live with God forever and receive all His good gifts.

Several weeks ago, we talked about how humility is the opposite of being selfish and conceited. Being humble means putting down the Me Mirror and serving others.

No one has ever been more humble than Jesus. Because Jesus is God, He deserved to be sitting on a throne in heaven, enjoying glory and worship forever! At the very least, He deserved to be treated like a king on earth. Instead, He lived like a servant and died like a servant. Dying on the cross was sad, painful, and lonely. Jesus didn't deserve to die, but He said yes out of obedience to the Father and love for His people.

Our very first week together, we learned that believers have "encouragement in Christ" and "comfort from love." There is no better encouragement or comfort than knowing that Jesus loves you enough to take the punishment you deserve.

**Jesus died to save God's people.**

## Summary:

- Jesus is perfect and never sinned.
- No one has ever been more humble than Jesus.
- Jesus didn't deserve to die, but He said yes because He loves His people.

# SMALL GROUP

---

Philippians 2:8

**“And being found in human form, He humbled Himself by becoming obedient to the point of death, even death on a cross.”**

**1. What has our main idea been the past few weeks?**

Jesus saves God’s people.

**2. What is the ultimate way that Jesus served His people?**

Jesus gave up His life and died for them on the cross.

**3. Why did Jesus die on the cross?**

God sent Jesus to rescue His people by taking their punishment, and Jesus obeyed. (For elementary groups: talk about how the punishment for sin is death, and Jesus is the only person who didn’t deserve to die because He never sinned).

**4. What does God give to people who love and trust Jesus?**

Anyone who loves and trusts Him is forgiven and does not receive the punishment they deserve! Instead, they can live with God forever and receive all His good gifts.

**5. Why did Jesus say yes to dying on the cross even though He didn’t deserve it?**

Jesus said yes out of obedience to the Father and love for His people.

\*Deeper discussion for older classes: Find Matthew 27:27-31 and Romans 5:6-8 in your Bibles and read the verses out loud. How was Jesus treated during His crucifixion? Was that what He deserved? Why does Romans 5 say that Jesus was willing to be treated that way? How should you and I respond?\*

**Summary:**

- Jesus is perfect and never sinned.
- No one has ever been more humble than Jesus.
- Jesus didn’t deserve to die, but He said yes because He loves His people.





**Week #9**

# CURRICULUM OVERVIEW

---

Philippians 2:9

**“Therefore God has highly exalted Him and bestowed on Him the name that is above every name”**

## Opening Activity: Bouncy Ball Relay

1. Write a word or phrase from the verse onto each popsicle stick.
2. Set the popsicle sticks on one side of the room and line kids up on the other side.
3. Let the kids take turns hopping on a bouncy ball to grab a popsicle stick and bring it back to their team.
4. Once all the popsicle sticks are back, work together to sort them in the right order. Older classes can turn this into competition between two teams to see who finishes first!

\*Preschool modification: Number the popsicle sticks to help the class put them in the right order. Instead of using bouncy balls, you can hide the popsicle sticks around the classroom and have the class find them together or you can do a simplified relay (tip-toes, crawling, hopping, etc.).

## Memory Verse Folders:

Pass out a folder to each child and explain that as we learn a new verse each week, they'll have a chance to draw it or write it out.

## Memory Verse Activity: Cupstack

1. Write a word or phrase from the verse on each plastic cup.
2. Have kids work together to stack the cups
3. To make this more challenging, hide the cups around the room or add a relay element!

\*Preschool modification: Number the cups or use a set of nesting cups to make stacking in the correct order easier.

## Helpful Definitions:

“Exalted” – lifted to the highest place, honored


“Bestowed” – given

# VERSE

---

“Therefore God has highly exalted Him and bestowed on Him the name that is above every name”

Philippians 2:9



# LARGE GROUP

---

Philippians 2:9

## Passage:

"Therefore God has highly exalted Him and bestowed on Him the name that is above every name"

## Hand Motions:

- "Therefore God has" – sign language for "God"
- "highly exalted Him" – sign language for "advance/exalt"
- "and bestowed on Him" – sign language for "give"
- "the name" – sign language for "name"
- "that is above" – sign language for "above"
- "every name" – sign language for "name"

## Teaching:

The last three weeks, we learned how **Jesus saves God's people** \*show icon\*. Because Jesus is God, He deserves what is best! But instead of choosing His own comfort, Jesus obeyed the Father and came to the earth as a human. He lived a perfect life and served others with His time, His actions, and His words.

Jesus lived as a servant, and then Jesus died as a servant. Even though He was the only person who didn't deserve death, Jesus died on the cross to rescue His people from their sins. Because Jesus died, anyone who loves and trusts Him is forgiven and does not receive the punishment they deserve!

So we've learned about how Jesus came to earth as a baby, gave up what He deserved, lived a perfect life, and died on the cross to rescue His people. But is this where the story ends? **No!** No, the story doesn't end there. Because on the third day, Jesus came back to life!! Jesus came out of the tomb and proved that He is even stronger than death.

After He came back to life, Jesus spent time with His friends and followers, proving to them that He really was alive! 40 days later, Jesus took His disciples to a mountain and gave them final instructions. While they were together, He gave them the mission we've been talking about all semester: telling the world that Jesus came to save sinners! Then, something amazing happened. Right



# LARGE GROUP

---

## Philippians 2:9

before their eyes, Jesus was raised up into heaven!!

So where is Jesus right now? Jesus is in heaven!

Our verse today tells us that God has “highly exalted Him.” Jesus lived like a servant on earth, but now He lives like a king in heaven. Jesus gladly took the lowest place, but now He is lifted to the highest place. Jesus sat with the poor and the sinful, but now He sits on a throne at the right hand of the Father.

Our verse also says that God has “bestowed on Him the name that is above every name.” This means that Jesus has more authority, power, and honor than anyone else who has ever lived. Picture the most powerful person you can think of. Maybe you’re thinking of an athlete or a president. Maybe you’re thinking of someone from history, like a famous warrior, or someone imaginary, like a superhero. Maybe you’re even thinking of your mom or dad! Whoever comes to mind, the Bible tells us that Jesus is even more powerful and important.

Because Jesus’s name is above every name, He deserves all the attention and praise. This is exactly what our last main point is all about: **God’s people worship Jesus** \*show icon\*. Worship doesn’t just include singing, even though singing is a beautiful way to celebrate Jesus. God’s people also worship Jesus when they pray, read His Word, obey Him, serve each other, and tell others the good news. Jesus has always been worthy of worship, and God’s people enjoy worshipping Him!

### Summary:

- **After Jesus came back to life, He rose up into heaven, where He is now.**
- **Jesus lived like a servant on earth, but now He lives like a king in heaven.**
- **God’s people worship Jesus.**

# SMALL GROUP

---

Philippians 2:9

**“Therefore God has highly exalted Him and bestowed on Him the name that is above every name”**

**1. What is our new main idea?**

God’s people worship Jesus.

**2. What happened after Jesus died on the cross? Where is Jesus right now?**

(older classes: save this question for the deeper discussion section) He rose from the dead! 40 days later, Jesus took His disciples to a mountain and gave them their mission and final instructions. Then, Jesus was raised up into heaven!! That’s where Jesus is now, seated at the right hand of God the Father.

**3. What does it mean that Jesus is exalted?**

It means that He has been lifted up to the highest place and treated like a king.

**4. What does it mean that Jesus’ name is above every name?**

It means that Jesus has more authority, power, and honor than anyone else who has ever lived.

\*Deeper discussion for older classes: Find Acts 1:1-11 and Hebrews 1:1-4 in your Bibles and read the verses out loud. Then answer question 2. What does Hebrews 1 say that Jesus upholds? Who does it say Jesus is even better than?\*

**Summary:**

- After Jesus came back to life, He rose up into heaven, where He is now.
- Jesus lived like a servant on earth, but now He lives like a king in heaven.
- God’s people worship Jesus.





**Week #10**

# CURRICULUM OVERVIEW

---

Philippians 2:10

**“So that at the name of Jesus every knee should bow,  
in heaven and on earth and under the earth”**

## Opening Activity: Cupstack

1. Write a word or phrase from the verse on each plastic cup.
2. Have kids work together to stack the cups
3. To make this more challenging, hide the cups around the room or add a relay element!

\*Preschool modification: Number the cups or use a set of nesting cups to make stacking in the correct order easier.

## Memory Verse Folders:

Pass out a folder to each child and explain that as we learn a new verse each week, they'll have a chance to draw it or write it out.

## Memory Verse Activity: Hide-and-Seek

1. Write a word or phrase from the verse on each index card. Repeat with another set of cards and mark with a different symbol or color to differentiate between the two copies.
2. Hide the sets of cards around the classroom and send kids out in two teams to find them!
3. Once they're all found, have teams work together to arrange them in the correct order.


\*Preschool modification: Number the cards to make sorting in the correct order easier and have the whole class work together as one team.

# VERSE

---

“So that at the name of Jesus every knee should bow, in heaven and on earth and under the earth”

Philippians 2:10



# LARGE GROUP

---

Philippians 2:10

## Passage:

"So that at the name of Jesus every knee should bow, in heaven and on earth and under the earth"

## Hand Motions:

- "So that" – sign language for "so"
- "at the name" – sign language for "name"
- "of Jesus" – sign language for "Jesus"
- "every knee" – sign language for "knee"
- "should bow" – sign language for "bow down"
- "in heaven" – sign language for "heaven"
- "and on earth" – sign language for "earth"
- "and under" – sign language for "under"
- "the earth" – sign language for "earth"

## Teaching:

Last week, we introduced our final main point: **God's people worship Jesus.** We learned that after Jesus came back to life, He rose up into heaven to be with the Father! He lived like a servant on the earth, and now He is living like a king in heaven. We also learned that God's people worship Jesus by singing, praying, serving, and telling others the good news.

Today's verse says that every knee will bow at the name of Jesus. Who do people normally bow down to? **Kings!** People normally bow to their rulers, like kings or queens. Bowing is a sign of humility. Bending your body low is a way of saying that the person is higher or more powerful than you.

No one deserves to be lifted higher than Jesus. Kings and queens might seem powerful, but this verse is saying that even the most important people will have to bow down in front of Him. One of our foundational truths is that God is in charge of... **everything.** Jesus is God, so everything we know about God is true about Jesus! Jesus is in charge of everything, which means He is worthy of all our respect and honor.



# LARGE GROUP

---

## Philippians 2:10

Bowing down also represents obedience. It means that you are willing to say “yes” to the person in charge. When a servant bows down to a king, he is showing that he will follow the king’s rules and do whatever the king asks him to do. Even if the task is hard, the servant wants to obey his king.

Because Jesus is the best king, He deserves total obedience. God’s people want to obey Him because He is good! Unlike selfish kings, Jesus lived like a servant to rescue His people. He gave up what He deserved to save them from their sin and bring them into His kingdom. And unlike kings who give unfair or unreasonable rules, Jesus only gives rules that are for His people’s good.

This verse tells us that one day, everyone “in heaven and on earth and under the earth” will have to bow down to Jesus. They’ll see that He really is the highest King and respond the only way they can: by bending down low.

But God’s people aren’t waiting until heaven to worship Him! God has given them new, healthy hearts that love and trust Jesus. And because they love and trust Him, they want to honor and obey Him, starting now. **God’s people worship Jesus now and will worship Him forever.**

### Summary:

- **Jesus is in charge of everything.**
- **Because Jesus is the best king, He deserves total obedience.**
- **God’s people worship Jesus now and will worship Him forever.**



# SMALL GROUP

---

Philippians 2:10

**“So that at the name of Jesus every knee should bow, in heaven and on earth and under the earth”**

**1. What is our main idea?**

God’s people worship Jesus.

**2. Who do people normally bow down to?**

People normally bow to their rulers, like kings or queens.

**3. What does bowing represent?**

Bowing is a sign of humility. Bending your body low is a way of saying that the person is higher or more powerful than you.

**4. How should we respond to Jesus’ commands? Why?**

We should obey Jesus’ commands because He is in charge of everything. He is the best king, and He deserves our obedience!

**5. What are some ways that Jesus is different from other kings?**

Other kings are limited in their power, but Jesus has unlimited power. Other kings choose what is best for themselves, but Jesus lived like a servant to rescue His people. Other kings give rules that are unreasonable or unfair, but Jesus only commands what is best.

\*Deeper discussion for older classes: Find the following passages in Revelation and have different kids read them out loud: Rev 4:8-11, Rev 5:9-14, Rev 15:3-4, Rev 19:6-8, Rev 21:3-6. What do we learn about Jesus from these verses? How is He treated in heaven? How can we worship Him here on earth?\*

**Summary:**

- Jesus is in charge of everything.
- Because Jesus is the best king, He deserves total obedience.
- God’s people worship Jesus now and will worship Him forever.







**Week #11**

# CURRICULUM OVERVIEW

---

Philippians 2:11

**“and every tongue confess that Jesus Christ is Lord, to the glory of God the Father.”**

## Opening Activity: Hide-and-Seek

1. Write a word or phrase from the verse on each index card. Repeat with another set of cards and mark with a different symbol or color to differentiate between the two copies.
2. Hide the sets of cards around the classroom and send kids out in two teams to find them!
3. Once they're all found, have teams work together to arrange them in the correct order.

\*Preschool modification: Number the cards to make sorting in the correct order easier and have the whole class work together as one team.

## Memory Verse Folders:

Pass out a folder to each child and explain that as we learn a new verse each week, they'll have a chance to write it out or draw it in their folders.

## Memory Verse Activity: Ping-Pong Relay

1. Write a word or phrase from the verse on each ping-pong ball.
2. Set ping-pong balls on one side of the room and a muffin tin and spoon on the other.
3. Have kids split into two teams and compete to bring back all the ping-pong balls on a spoon and then sort them into the right order.

\*Preschool modification: Use colorful ping-pong balls and place a matching piece of paper in each slot of the muffin tin to help kids place them in the correct order. Have the kids work as one team to grab a ping-pong ball, walk it back on the spoon, and then match it to the color in the muffin tin.

## Helpful Definitions:

“Confess” – to say what is true

“Glory” – honor and praise




# VERSE

---

“and every tongue confess that Jesus  
Christ is Lord, to the glory of God the  
Father.”

Philippians 2:11



# LARGE GROUP

---

Philippians 2:11

## Passage:

"and every tongue confess that Jesus Christ is Lord, to the glory of God the Father."

## Hand Motions:

- "and every tongue" – sign language for "tongue"
- "confess" – sign language for "confess"
- "that Jesus Christ" – sign language for "Jesus"
- "is Lord" – sign language for "Lord"
- "to the glory" – sign language for "glory"
- "of God the Father" – sign language for "God"

## Teaching:

Today we are learning the very last piece of Philippians 2:1-11! Before we begin our lesson, let's review what we've already learned. I'm going to start saying a sentence, and I want you to finish it for me!

The book of Philippians is a letter written by... **Paul**. Paul used to hurt people who loved and trusted Jesus. But God gave Paul a new heart, and instead of hurting others, he helped them share the good news that Jesus came to save sinners. Paul wrote this letter to the church in Philippi. Even though we don't live in Philippi, we have a lot to learn from Paul's letter because it is part of the... **Bible**. The Bible is God's True Word, it is... **from God and about God**.

Our first main idea from Philippians 2 was... **\*show icon\* God's people serve others**. Everyone who loves and trusts Jesus belongs to the same team, and that team is called the church! Everyone in the church should be focused on the same goal: telling the world that Jesus came to save sinners. God's people work together to serve others and accomplish this goal. It's impossible to serve others while holding up a Me Mirror, but the Holy Spirit helps believers set the Me Mirror down and notice what others need.

Our second main idea was... **\*show icon\* Jesus saves God's people**. We learned that Jesus is totally... **God** and totally... **human**. Because Jesus is God, He deserves what is best! Jesus is the only person who deserves to hold a Me Mirror. But Jesus obeyed the Father and came to the earth to accomplish His rescue plan. Instead of

# LARGE GROUP

---

## Philippians 2:11

focusing on His own comfort, Jesus experienced all the hard things about being a human and lived like a servant. Even though He was perfect and didn't deserve to die, Jesus died on the cross to take the punishment God's children deserved.

But Jesus didn't stay dead. On the third day He... **came back to life!** Jesus came back to life and then rose up to heaven to be with God the Father. In heaven, Jesus is receiving all the glory and honor He deserves. Which leads us to our last main idea... *\*show icon\** **God's people worship Jesus.** One day, everyone will have to bow down to Jesus, but God's people aren't waiting until then to worship Him! God has given them new, healthy hearts that love and trust Jesus. And because they love and trust Him, they want to honor and obey Him, starting now.

Our last verse says that "every tongue [will] confess that Jesus Christ is Lord." That means that one day everyone will say what has always been true: that Jesus is in charge of... everything! This verse also says that this will bring glory to God the Father. Because Jesus is God, worshiping Him brings joy to God the Father too.

Here's how everything we've learned in Philippians 2 fits together: **God's people serve others because Jesus has saved them and they want to worship Him!**

### Summary:

- One day everyone will say what has always been true: that Jesus is in charge of everything.
- Because Jesus is God, worshiping Him brings joy to God the Father too.
- God's people serve others because Jesus has saved them and they want to worship Him!



# SMALL GROUP

---

Philippians 2:11

**“and every tongue confess that Jesus Christ is Lord, to the glory of God the Father.”**

## 1. What was our first main idea? What do you remember learning?

God's people serve others. We learned that everyone who loves and trusts Jesus belongs to the same team, the church! It's impossible to serve others while holding up a Me Mirror, but the Holy Spirit helps believers set the Me Mirror down and notice what others need.

## 2. What was our second main idea? What do you remember learning?

Jesus saves God's people. We learned that Jesus is totally God and totally human. Jesus is the only person who deserves to hold a Me Mirror. But Jesus obeyed the Father, came to the earth, and died on the cross to take the punishment God's children deserved.

## 3. What was our third main idea? What do you remember learning?

God's people worship Jesus. We learned that Jesus came back to life and then rose up to heaven to be with God the Father. In heaven, Jesus is receiving all the glory and honor He deserves. One day, everyone will have to bow down to Jesus, but God's people aren't waiting until then to worship and obey Him!

## 4. What does it mean that “every tongue will confess that Jesus Christ is Lord?”

It means that everyone will say what has always been true: that Jesus is in charge of everything!

\*Deeper discussion for older classes: Find Philippians 2:1-11 in your Bibles and read it out loud. What has God taught you through Philippians 2 this semester? What was the most challenging thing you learned? What are you still confused by or unsure about? What is one step of obedience you need to take?\*

### Summary:

- One day everyone will say what has always been true: that Jesus is in charge of everything.
- Because Jesus is God, worshiping Him brings joy to God the Father too.
- God's people serve others because Jesus has saved them and they want to worship Him!





**Week #12**

# COMPASS BOWL

---

You made it!

## Event:

For the last week of Compass Kids, we host a competition called the Compass Bowl! We decorate the space with pennant banners, have pom-poms ready for the kids to cheer on their teammates, and host a cookie cake after-party for the winning team.

## Preschool & Kinder:

For preschool and kinder, we keep the Compass Bowl fairly simple by setting up stations around the hallways.

Each station has an activity to do and a portion of the memory verse taped to the wall. When classes arrive at each station, they play a simplified version of a game from earlier in the semester (pogo-stick relay, hide-and-seek, etc.) or a fun new activity (crawling through a play tunnel, playing "the floor is lava," etc.). Once they complete the activity, they recite that piece of the verse together before they move on to the next one. We stagger the start-times so the classes aren't all at the same station. Once they finish all the stations, their last stop is a dance party where we play the full memory verse song, their class sings it together, and their teachers pop colorful confetti cannons!

## 1st-5th grades:

For older classes, the Compass Bowl is a competition! Feel free to pair up multiple grades or divide by gender to make more even team sizes.

Within each team, we divide the kids into two groups (green and blue) and mark them by putting on a color-coded bracelet. We recommend 4-6 rounds, alternating between the two green groups competing and the two blue groups competing. While one half of their team competes, the other half cheers for them with the pom-poms!

Because we only do 4-6 rounds, each game covers 2-3 weeks of the memory verse. We try to pick games that work well in a competition setting! Some of their favorites in the past have been the pogo stick relay, hide-and-seek, and the ping-pong relay.



# COMPASS BOWL

---

Philippians 2:1-11

After all the rounds are complete, we have each team recite the memory verse without any music or help from adults as the tie-breaker! If there's already a clear winner, you can skip this step. At the end of the night, everyone sings the memory verse as loud as they can with the music and we have their leaders pop colorful confetti cannons to celebrate!





# Icons

24x24



# Teaching Visuals

# Philippians 2:1-11

---

So if there is any encouragement in Christ, any comfort from love, any participation in the Spirit, any affection and sympathy, complete my joy by being of the same mind, having the same love, being in full accord and of one mind. Do nothing from selfish ambition or conceit, but in humility count others more significant than yourselves. Let each of you look not only to his own interests, but also to the interests of others. Have this mind among yourselves, which is yours in Christ Jesus, who, though he was in the form of God, did not count equality with God a thing to be grasped, but emptied himself, by taking the form of a servant, being born in the likeness of men. And being found in human form, he humbled himself by becoming obedient to the point of death, even death on a cross. Therefore God has highly exalted him and bestowed on him the name that is above every name, so that at the name of Jesus every knee should bow, in heaven and on earth and under the earth, and every tongue confess that Jesus Christ is Lord, to the glory of God the Father.